



**San Diego County
Credit Union**



MEDIA GUIDE



**FRIDAY DECEMBER 27, 2019 | 5 P.M. KICKOFF
SDCCU STADIUM | SAN DIEGO, CA**

TABLE OF CONTENTS

Quick Facts • Communications Staff	2
Credential Information • Media Hotel	3
Team Hotels • Bowl Week Information	4
Media Day-by-Day Event Calendar	4-5
Game Day Information	6-7
SDCCU Stadium	8-9
Game-by-Game Summary	10-11
1978 Navy 23 - BYU 16	12-13
1979 Indiana 38 - BYU 37	14-15
1980 BYU 46 - SMU 45	16-17
1981 BYU 38 - Washington State 36	18-19
1982 Ohio State 47 - BYU 17	20-21
1983 BYU 21 - Missouri 17	22-23
1984 BYU 24 - Michigan 17	24-25
1985 Arkansas 18 - Arizona State 17	26-27
1986 Iowa 39 - San Diego State 38	28-29
1987 Iowa 20 - Wyoming 19	30-31
1988 Oklahoma State 62 - Wyoming 14	32-33
1989 Penn State 50 - BYU 39	34-35
1990 Texas A&M 65 - BYU 14	36-37
1991 Iowa 13 - BYU 13	38-39
1992 Hawaii 27 - Illinois 17	40-41
1993 Ohio State 28 - BYU 21	42-43
1994 Michigan 24 - Colorado State 14	44-45
1995 Kansas State 54 - Colorado State 21	46-47
1996 Colorado 33 - Washington 21	48-49
1997 Colorado State 35 - Missouri 24	50-51
1998 Arizona 23 - Nebraska 20	52-53
1999 Kansas State 24 - Washington 20	54-55
2000 Oregon 35 - Texas 30	56-57
2001 Texas 47 - Washington 43	58-59
2002 Kansas State 34 - Arizona State 27	60-61
2003 Washington State 28 - Texas 20	62-63
2004 Texas Tech 45 - California 31	64-65
2005 Oklahoma 17 - Oregon 14	66-67
2006 California 45 - Texas A&M 10	68-69
2007 Texas 52 - Arizona State 34	70-71
2008 Oregon 42 - Oklahoma State 31	72-73
2009 Nebraska 33 - Arizona 0	74-75
2010 Washington 19 - Nebraska 7	76-77
2011 Texas 21 - California 10	78-79
2012 Baylor 49 - UCLA 26	80-81
2013 Texas Tech 37 - Arizona State 23	82-83
2014 USC 45 - Nebraska 42	84-85
2015 Wisconsin 23 - USC 21	86-87
2016 Minnesota 17 - Washington State 12	88-89
2017 Michigan State 41 - Washington State 17	90-91
2018 Northwestern 31 - Utah 20	92
Hall of Fame	92
Team Appearances	93
Most Valuable Players	94
Records	95-105



HOLIDAY BOWL QUICK FACTS

Date: Friday, December 27, 2019

Site: SDCCU Stadium, San Diego, CA (66,000)

Kickoff: 5 p.m. PST (8 p.m. EST)

Press box opens at 3 p.m. PST

Television: FS1

Radio: Sirius XM - Fox Sports

Conference match-up: USC v. Iowa

Year: 42nd annual

Payout: \$6.53 million (total for both teams)

Playing surface: Natural grass

Home team: Iowa (will occupy the south sideline)

Visiting team: USC (will occupy the north sideline)

COMMUNICATIONS STAFF

Rick Schloss

Director of Media Relations

Office: 619/283-5808 x304

Cell: 619/708-6007

rschloss@holidaybowl.com

Office

San Diego County Credit Union Holiday Bowl

SDCCU Stadium

9449 Friars Road, Gate A

San Diego, CA 92108

Mark Neville

CEO



CREDENTIAL INFORMATION

Application: Members of the media who wish to cover the SDCCU Holiday Bowl may apply for credentials by visiting HolidayBowl.com and clicking on the “media” link in the footer. The deadline to apply for credentials is December 15, 2018.

Credential Link: HolidayBowl.com/credentialing

Pick-up and Will Call: Approved members of the media can pick up their credentials as follows:

- **Holiday Bowl office**, December 26, December 27 and December 28, 8:30 a.m. to 5 p.m.
- **Press Conference**, December 26, SDCCU Holiday Bowl Press Conference, 10:30 a.m., Manchester Grand Hyatt Seaport Ballroom

Game Day

Media Will Call at SDCCU Stadium, Gate H, beginning at 1 p.m. Please note that your credential serves as your parking pass at SDCCU Stadium. Security will waive the parking fee for media picking up their credential.

MEDIA HOTEL

Holiday Bowl media headquarters is The Omni Hotel in downtown San Diego’s Gaslamp District. Media covering the Holiday Bowl can obtain a \$139 room rate by calling the hotel at 1-800-THE-OMNI and identifying one’s self as a member of the media covering the SDCCU Holiday Bowl.

Hotel Contact: 1-800-THE OMNI (843-6664)

Visit HolidayBowl.com and click “media” in the footer for the Omni Hotel media link.



TEAM HOTELS

Manchester Grand Hyatt (Big Ten)

One Market Place
San Diego, CA 92101
Phone: 619/232-1234

Marriott Marquis San Diego Marquis Marina (Pac-12)

334 Harbor Drive
San Diego, CA 92101
Phone: 619/234-1500

BOWL WEEK INFORMATION

Press Conference: There will be one press conference that will include the head coach from each school. Each coach will make opening statements, followed by a question-and-answer period. The press conference will be on Thursday, December 27 at 10:30 a.m. at the Manchester Grand Hyatt - Seaport Ballroom

Team Interview Availability: The availability of players, coaches and other team personnel is at the discretion of each school's media relations department.

MEDIA DAY-BY-DAY EVENT CALENDAR

MONDAY DECEMBER 23, 2019

Last Day for Team Arrivals TBA

Official welcomes will take place upon each team's arrival at their hotel.

THURSDAY, DECEMBER 24, 2019

Navy Ship Tour 10 a.m.

USS Theodore Roosevelt - NAS North Island

The teams will be welcomed aboard an active military ship for a guided tour. Due to heightened security precautions, access to the base and ship is monitored closely. Guidelines and procedures will be distributed to media as the event draws nearer.

WEDNESDAY, DECEMBER 25, 2019

Team Day at The San Diego Zoo (Iowa Only) 1:30 p.m.

The San Diego Zoo

Teams are allowed three to four hours to enjoy the park. Upon each team's arrival at the park, there will be a staged photo opportunity.



Team Day at SeaWorld (USC Only)2 p.m.

Teams are allowed three to four hours to enjoy the park. Upon each team’s arrival at the park, there will be a staged photo opportunity.

THURSDAY, DECEMBER 26, 2019

Head Coaches’ Press Conference. 10:30 a.m.

Manchester Grand Hyatt - Seaport Ballroom
Each coach will make opening statements, followed by a question-and-answer period.

National Funding Kickoff Luncheon12 p.m.

Manchester Grand Hyatt - Seaport Ballroom
This high energy luncheon is attended by more than 1,200 fans and features the university marching bands, team highlight videos, presentations, interviews and more. The Battle of the Bands takes place at 11:00 a.m.

Port of San Diego Holiday Bowl Parade presented by Hilton3 p.m.

Harbor Drive, Downtown San Diego
This Holiday Bowl-produced parade is recognized as “America’s Largest Balloon Parade.” Giant character balloons are joined by university and high school marching bands, floats and entertaining drill teams. The parade also features the National Funding 5K run and the annual battle of the bands.

FRIDAY DECEMBER 27, 2019

42nd Annual San Diego County Credit Union

Holiday Bowl.5 p.m.

SDCCU Stadium
9449 Friars Road, San Diego, CA 92108

*Calendar subject to change



GAME DAY

Parking: To gain access to the stadium parking lot, present your game credential at the Mission Village Drive entrance ONLY. Parking for the media is located outside Gate G1. Present your game credential to the attendant for priority parking. To reach the Press Box, enter the stadium through Gate H and take elevator #4 to Level 2A.

Food and Beverage Service: A buffet dinner will be provided to credentialed media in the press box beginning at 3:30 p.m. and ending at 5:00 p.m. Hot and cold beverages will be available pregame through postgame.

Phone Lines: The press box at SDCCU Stadium is equipped with wireless internet. If you prefer a private line, contact Gary Brashear of San Diego Sports Communications. He can be reached at 619/281-1500 or g.j.brashear@cox.net.

Fax Service: Fax services are available in the press box. Members of the media must sign up for fax services prior to kickoff.

Statistical Information: Game statistics will be provided in the press box at the end of each quarter. Real-time stats also will be made available via StatBroadcast.

Photo Room: Still photographers have access to a high-speed wireless work room at SDCCU Stadium. The room is located adjacent to the field, in Media Room (1) at the top of Ramp A.

Trophy Presentation: After the game, the winning team will remain on the field for the presentation of the most valuable offensive and defensive player trophies, and for the presentation of the Holiday Bowl championship trophy. The presentations will be staged along the press box sideline near the 50-yard line.

Postgame Interviews: The postgame interview room is located in Media Room 2 adjacent to the team locker rooms, at Ramp D. Following a 10-minute cooling off period, the losing coach and selected players will be escorted to the interview room and begin their press conference. The head coach will make opening statements, followed by a question-and-answer period. Take Elevator 4 to level B-2.



The winning head coach and selected players will follow. The format for this press conference is identical to that of the losing team.


The postgame interviews will be fed to press box monitors via a closed-circuit feed from the interview area.

Postgame Quotes: Players and coaches quotes will be made available to the media after the game.



2019 SAN DIEGO COUNTY CREDIT UNION HOLIDAY BOWL


FRIDAY, DECEMBER 27 - 5 P.M. - SDCCU STADIUM





Memorable Moments at SDCCU Stadium

1967	August	San Diego Stadium opened, 53,000 seats
1967	August 20	First Chargers Football Game: Detroit 38 / Chargers 17
1967	September 15	First SDSU Aztecs Football Game: SDSU 16 / Tennessee State 8
1969	April 8	First Padres Baseball Game: Padres 2 / Houston 1,
1969	September 22	Willie Mays hit his 600th home run
1977	August 29	Lou Brock stole his 892nd base to tie Ty Cobb's record
1978	July 11	MLB All-Star Game: National League 7 / American League 3
1978	December 22	Inaugural Holiday Bowl Game: Navy 23 / BYU 16
1982	January	Renamed San Diego Jack Murphy Stadium
1984		Expanded to 61,000 Seats and 50 skyboxes
1984		World Series: Tigers defeat Padres 4 games to 1
1984	December 21	Holiday Bowl: BYU wins National Championship with a 24-17 win over Michigan
1988	January 31	Super Bowl XXII: Washington 42 / Denver 10
1992	July 14	MLB All-Star Game: American League 13 / National League 6
1997		Expanded to 71,500 seats and increased suites to 113
1997	November 18	Renamed Qualcomm Stadium
1998	January 25	Super Bowl XXXII: Denver 31 / Green Bay 24
1998		World Series: Yankees defeat Padres 4 games to 0
2003	January 26	Super Bowl XXXVII: Tampa Bay 48 / Oakland 21
2005	January 8	NFL Playoffs: Jets 20 / Chargers 17
2005	December 22	Inaugural Poinsettia Bowl: Navy 51 / Colorado State 30
2006	January 14	NFL Playoffs: Patriots 24 / Chargers 21
2007	January 6	NFL Playoffs: Chargers 17 / Titans 6
2008	January 3	NFL Playoffs: Chargers 23 / Colts 17
2009	January 17	NFL Playoffs: Jets 17 / Chargers 14
2017	September 19	Renamed SDCCU Stadium
2018	October 27	Navy vs. Notre Dame annual game





History

Year	Date	President	Result
1978	Fri., Dec. 22	Vinnie Vinson	Navy 23, BYU 16
1979	Fri., Dec. 21	Vinnie Vinson	Indiana 38, BYU 37
1980	Fri., Dec. 19	Jim Brown	BYU 46, SMU 45
1981	Fri., Dec. 18	Jim Brown	BYU 38, Washington State 36
1982	Fri., Dec. 17	R. Hastings Garland, Jr.	Ohio State 47, BYU 17
1983	Fri., Dec. 23	Edward Stephan	BYU 21, Missouri 17
1984	Fri., Dec. 21	Jim Kuhn	BYU 24, Michigan 17
1985	Sun., Dec. 22	Dirk Broekema, Jr.	Arkansas 18, Arizona State 17
1986	Tues., Dec. 30	Jim Schmidt	Iowa 39, San Diego State 38
1987	Wed., Dec. 30	Herb Klein	Iowa 20, Wyoming 19
1988	Fri., Dec. 30	Leon Parma	Oklahoma State 62, Wyoming 14
1989	Fri., Dec. 29	Bruce Moore	Penn State 50, BYU 39
1990	Sat., Dec. 29	L. Robert Payne	Texas A&M 65, BYU 14
1991	Mon., Dec. 30	Morris Sievert	Iowa 13, BYU 13
1992	Wed., Dec. 30	Dick Howard	Hawaii 27, Illinois 17
1993	Thurs., Dec. 30	Steve Horrell	Ohio State 28, BYU 21
1994	Fri., Dec. 30	Richard K. Circuit	Michigan 24, Colorado State 14
1995	Fri., Dec. 29	Vincent E Benstead	Kansas State 54, Colorado State 21
1996	Mon., Dec. 30	Nikki Clay	Colorado 33, Washington 21
1997	Mon., Dec. 29	Harold Brown	Colorado State 35, Missouri 24
1998	Wed., Dec. 30	Weldon Donaldson	Arizona 23, Nebraska 20
1999	Wed., Dec. 29	John Rebelo	Kansas State 24, Washington 20
2000	Fri., Dec. 29	Jim Phillion	Oregon 35, Texas 30
2001	Fri., Dec. 28	Joe Craver	Texas 47, Washington 43
2002	Fri., Dec. 27	Lisa Richards	Kansas State 34, Arizona State 27
2003	Tues., Dec. 30	Pete Hedley	Washington State 28, Texas 20
2004	Thurs., Dec. 30	Larry Blumberg	Texas Tech 45, California 31
2005	Tues., Dec. 29	Stephen P. Cushman	Oklahoma 17, Oregon 14
2006	Thurs., Dec. 28	Doug Sawyer	California 45, Texas A&M 10
2007	Thurs., Dec. 27	Rudy Castruita	Texas 52, Arizona State 34
2008	Tues., Dec. 30	Larry Baber	Oregon 42, Oklahoma State 31
2009	Wed., Dec. 30	Barbara Warden	Nebraska 33, Arizona 0
2010	Thurs., Dec. 30	Eric Graves	Washington 19, Nebraska 7
2011	Thurs., Dec. 28	Chuck Wasker	Texas 21, California 10
2012	Thurs., Dec. 27	John Wertz	Baylor 49, UCLA 26
2013	Mon., Dec. 30	Bill Geppert	Texas Tech 37, Arizona State 23
2014	Sat., Dec. 27	Vincent Mudd	USC 45, Nebraska 42
2015	Wed., Dec. 30	Kimberley Layton	Wisconsin 23, USC 21
2016	Tues., Dec. 27	Ted Tollner	Minnesota 17, Washington State 12
2017	Thurs., Dec. 28	Marlee J Ehrenfeld	Michigan State 41, Washington State 17
2018	Mon., Dec. 31	Del Lewis	Northwestern 31, Utah 20

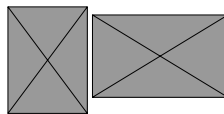


Attendance	Combined Payout	TV Network/Rating	Economic Impact	Title Sponsor
52,500*	\$437,290	Mizlou 3.7	\$597,000	—
52,200*	\$542,428	Mizlou 5.8	\$959,077	—
50,200	\$522,070	Mizlou 4.6	\$2,300,000	—
52,419*	\$572,358	Mizlou 5.8	\$3,100,000	—
52,533*	\$785,670	Mizlou 5.8	\$4,421,000	—
51,480*	\$824,186	Mizlou 6.6	\$5,198,000	—
61,243*	\$1,005,270	Mizlou 9.3	\$7,200,000	—
50,641	\$1,093,914	Lorimar 3.2	\$4,600,000	—
59,473*	\$1,322,846	KUTV 5.3	\$7,000,000	SeaWorld
61,892*	\$1,543,248	ESPN 4.2	\$14,500,000	SeaWorld
60,718*	\$1,815,224	ESPN 6.1	\$10,600,000	SeaWorld
61,113*	\$2,018,076	ESPN 6.2	\$11,400,000	SeaWorld
61,441*	\$2,401,456	ESPN 4.3	\$9,700,000	SeaWorld
60,646	\$2,607,880	ESPN 5.9	\$12,900,000	Thrifty Car Rental
44,457	\$3,000,000	ESPN 3.7	\$7,900,000	Thrifty Car Rental
52,108	\$3,400,000	ESPN 4.6	\$12,600,000	Thrifty Car Rental
59,453	\$3,400,000	ESPN 4.7	\$15,100,000	Thrifty Car Rental
51,051	\$2,721,056	ESPN 3.7	\$13,000,000	Plymouth
54,749	\$2,867,766	ESPN 5.5	\$14,300,000	Plymouth
50,761	\$2,819,066	ESPN 3.3	\$15,500,000	Plymouth
65,354*	\$3,601,936	ESPN 6.0	\$26,500,000	Culligan
57,118	\$3,920,000	ESPN 4.8	\$23,200,000	Culligan
63,278*	\$4,011,486	ESPN 5.5	\$22,100,000	Culligan
60,548*	\$4,089,976	ESPN 5.3	\$20,500,000	Culligan
58,717	\$4,071,576	ESPN 4.2	\$20,300,000	Pacific Life
61,102*	\$4,027,232	ESPN 4.9	\$30,300,000	Pacific Life
63,711*	\$4,173,630	ESPN 4.0	\$38,200,000	Pacific Life
65,416*	\$4,261,910	ESPN 5.1	\$33,800,000	Pacific Life
62,395*	\$4,668,372	ESPN 4.1	\$34,200,000	Pacific Life
64,020*	\$5,050,958	ESPN 4.4	\$30,200,000	Pacific Life
59,106	\$4,889,230	ESPN 4.6	\$34,700,000	Pacific Life
64,607*	\$5,142,978	ESPN 4.3	\$40,700,000	Pacific Life
57,921	\$4,195,589	ESPN 4.0	\$26,060,000	Bridgepoint Education
56,313	\$4,300,000	ESPN 3.1	\$18,600,000	Bridgepoint Education
55,507	\$4,500,000	ESPN 2.3	\$20,500,000	Bridgepoint Education
52,930	\$4,650,000	ESPN 2.3	\$23,900,000	National University
55,789	\$5,650,000	ESPN 4.0	\$30,300,000	National University
48,329	\$5,930,000	ESPN 2.7	\$17,200,000	National Funding
48,704	\$5,930,000	ESPN 2.4	\$20,300,000	National Funding
47,092	\$6,224,000	FS1 1.3	\$18,100,000	SDCCU
47,007	\$5,930,000	FS1	\$49,500,000	SDCCU



1979 HOLIDAY BOWL


GAME 1 NAVY 23 - BYU 16



BYU took a 16-3 third-quarter lead behind quarterbacks Marc Wilson and Jim McMahon. Wilson, who completed seven of 16 passes for 48 yards, was shuffled in and out with McMahon, who completed nine of 18 for 133 yards with one touchdown and one interception.

Navy scored 20 straight points beginning with a 4-yard TD run by Kevin Tolbert with less than four minutes remaining in the third quarter. Midshipman placekicker Bob Tata had two fourth-quarter field goals.

The decisive play was a 65-yard touchdown pass from Bob Leszczynski to Phil McConkey that resulted in a 20-16 Navy lead with 11:38 remaining.



Navy's Phil McConkey broke loose on a 65-yard touchdown pass to decide the first Holiday Bowl in 1978.



**United States Naval Academy - George Welsh
Brigham Young University - LaVell Edwards**

December 22, 1978

Attendance - 52,500 Combined Payout - \$437,290

SCORE BY QUARTERS	1	2	3	4	FINAL
NAVY	0	3	7	13	23
BYU	3	6	7	0	16

QUARTER	TEAM	TIME	SCORING PLAY
1	BYU	8:24	FG 33 Johnson
2	NAVY	9:01	FG 40 Tata
2	BYU	5:12	Chronister 10 Pass from McMahon, Kick failed
3	BYU	8:26	McMahon 2 Run, Johnson Kick
3	NAVY	3:48	Tolbert 4 Run, Tata Kick
4	NAVY	13:27	FG 28 Tata
4	NAVY	11:44	McConkey 65 Pass from Leszczynski, Tata Kick
4	NAVY	7:14	FG 27 Tata

Offensive Most Valuable Player: Phil McConkey, NAVY, Wide Receiver

(4 Receptions, 88 Yards, 1 TD)

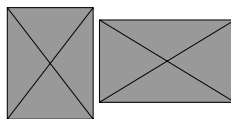
Defensive Most Valuable Player: Tom Enlow, BYU, Linebacker

(10 Unassisted Tackles, 2 Assisted Tackles)



1979 HOLIDAY BOWL


GAME 2 INDIANA 38 - BYU 37



After 59 minutes and 53 seconds of football, BYU's fortunes rested on the foot of placekicker Brent Johnson. Johnson kicked field goals of 46, 29 and 28 yards earlier in the game, but his 27-yard attempt was wide.

BYU and Indiana combined for 874 yards in total offense. The Cougars generated 520 yards with Marc Wilson completing 28 of 43 passes for 380 yards and two touchdowns. The Hoosiers converted two turnovers into 10 points.

BYU entered the game 11-0 and ranked No. 9. Indiana, an 8-point underdog, escaped with a win as the Holiday Bowl began its reputation for last-second finishes.



Tim Wilbur of Indiana scored the winning touchdown on a 62-yard punt return.



Indiana University - Lee Corso
Brigham Young University - LaVell Edwards

December 21, 1979

Attendance - 52,500 Combined Payout - \$542,428

SCORE BY QUARTERS	1	2	3	4	FINAL
INDIANA	14	7	10	7	38
BYU	14	3	17	3	37

QUARTER	TEAM	TIME	SCORING PLAY
1	BYU	9:22	Lane 1 Run, Johnson Kick
1	IND	4:28	Stephenson 38 Pass from Clifford, Kellog Kick
1	IND	1:36	Clifford 1 Run, Kellog Kick
1	BYU	:16	Wilson 3 Run, Johnson Kick
2	BYU	6:31	FG 46 Johnson
2	IND	:33	Clifford 1 Run, Kellog Kick
3	BYU	12:49	Jones 13 Pass from Wilson, Johnson Kick
3	IND	9:45	Harkrader 1 Run, Kellog Kick
3	IND	6:00	FG 26 Kellog
3	BYU	2:59	FG 29 Johnson
3	BYU	1:42	Lane 15 Pass from Wilson, Johnson Kick
4	BYU	12:36	FG 28 Johnson
4	IND	6:53	Wilbur 62 Punt Return, Kellog Kick

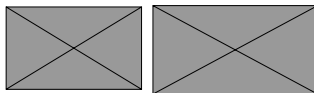
Offensive Most Valuable Player: Marc Wilson, BYU,
 Quarterback
 (28-43, 380 Yards, 2 TDs, 1 TD Rushing)

Defensive Most Valuable Player: Tim Wilbur, IND, Cornerback
 (3 Tackles, 1 Interception, 62 Yard Punt Return for TD)



1980 HOLIDAY BOWL


GAME 3 BYU 46 - SMU 45



BYU, trailing 45-25 late in the game, cut the deficit when quarterback Jim McMahon hit wide receiver Matt Braga with a 15-yard touchdown pass with 2:33 remaining. The two-point conversion attempt failed, and it was 45-31. BYU recovered an onside kick at midfield and McMahon completed two passes to the 1-yard line before tailback Scott Phillips ran it in with 1:58 remaining. McMahon passed to Phillips for the two-point conversion to make it 45-39.

BYU tried another onside kick, but it was recovered by SMU at the Cougars' 47-yard line. The Mustangs' drive stalled and a fourth down punt was blocked by BYU's Bill Schoepflin. The Cougars were 41 yards from the end zone with 13 seconds remaining. McMahon threw two incomplete passes before arching a Hail Mary pass toward the end zone on the game's final play.

The ball came down in the hands of Clay Brown, who made the catch despite being surrounded by three SMU defenders. Kurt Gunther's extra point gave BYU its first bowl victory in five tries.



Clay Brown made a sensational final-second touchdown catch to beat SMU in one of the most exciting bowl games ever.



Southern Methodist University - Ron Meyer
Brigham Young University - LaVell Edwards

December 19, 1980

Attendance - 50,200 Combined Payout - \$522,070

SCORE BY QUARTERS	1	2	3	4	FINAL
SMU	19	10	9	7	45
BYU	7	6	6	27	46

QUARTER	TEAM	TIME	SCORING PLAY
1	SMU	12:57	Dickerson 15 Run, Garcia Kick
1	SMU	10:00	James 45 Run, Garcia Kick
1	SMU	6:56	Safety, Snapped Out of End Zone
1	SMU	4:21	FG 42 Garcia
1	BYU	2:34	Brown 64 Pass from McMahon, Gunther Kick
2	SMU	11:56	James 3 Pass from McIlhenny, Garcia Kick
2	SMU	6:47	FG 44 Garcia
2	BYU	1:10	Sikahema 83 Punt Return, Pass failed
3	SMU	9:37	Dickerson 1 Run, Pass failed
3	BYU	6:40	Brown 13 Pass from McMahon, Pass failed
3	SMU	1:15	FG 42 Garcia
4	BYU	4:07	Phillips 1 Run, Pass failed
4	SMU	3:57	James 42 Run, Garcia Kick
4	BYU	2:33	Braga 15 Pass from McMahon, Pass failed
4	BYU	1:58	Phillips 1 Run, Pass to Phillips
4	BYU	:03	Brown 41 Pass from McMahon, Gunther Kick

Co-Offensive Most Valuable Players:

Jim McMahon, BYU, Quarterback (32-49, 446 Yards, 4 TDs);

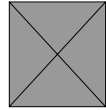
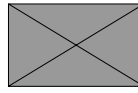
Craig James, SMU, Running Back. (23 Rushes, 225 Yards, 2 TDs)



1981 HOLIDAY BOWL


GAME 4

BYU 38 - WASHINGTON STATE 36



BYU almost blew a 31-7 lead as Washington State scored 21 points in the third quarter on consecutive drives of 69, 50 and 39 yards to narrow the score to 31-28. Jim McMahon, who passed for 342 yards, responded with his third touchdown pass of the game, an 11-yarder to Scott Pettis, to make it 38-28.

Washington State came back again with a 1-yard run by Mike Martin and a two-point conversion by quarterback Ricky Turner to make it 38-36. BYU recovered the onside kick attempt and ran out the clock.



Washington State defensive back Jeff Files breaks up a BYU pass in another Holiday Bowl thriller.



Washington State University - Jim Walden
Brigham Young University - LaVell Edwards

December 18, 1981

Attendance - 52,419 Combined Payout - \$572,358

SCORE BY QUARTERS	1	2	3	4	FINAL
WASHINGTON STATE	0	7	21	8	36
BYU	7	17	7	7	38

QUARTER	TEAM	TIME	SCORING PLAY
1	BYU	9:46	Plater 35 Pass from McMahon, Gunther Kick
2	BYU	13:58	Hudson 7 Pass from McMahon, Gunther Kick
2	WSU	9:20	Turner 2 Run, Leland Kick
2	BYU	6:15	FG 20 Gunther
2	BYU	1:06	Hamilton 1 Run, Gunther Kick
3	BYU	14:00	Holmoe 35 Interception Return, Gunther Kick
3	WSU	10:43	Labomme 18 Run, Beech Pass from Casper
3	WSU	5:16	Williams 5 Run, Pass failed
3	WSU	:59	Turner 13 Run, Leland Kick
4	BYU	14:55	Pettis 11 Pass from McMahon, Gunther Kick
4	WSU	5:12	Martin 1 Run, Turner Run

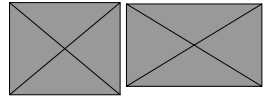
Offensive Most Valuable Player: Jim McMahon, BYU,
 Quarterback
 (27-43, 342 Yards, 3 TDs)

Defensive Most Valuable Player: Kyle Whittingham, BYU,
 Linebacker
 (8 Unassisted Tackles, 2 Assisted Tackles, 1 Fumble Recovery)




1982 HOLIDAY BOWL

GAME 5 OHIO STATE 47 - BYU 17



This turned into a blowout in the third quarter. Ohio State led 17-10 at halftime, but an 18-yard touchdown run by Tim Spencer – his second of the game – helped the Buckeyes build a 34-10 lead.

Spencer finished with 169 yards rushing and was named the game's offensive MVP. BYU quarterback Steve Young completed 27 of 45 passes for 341 yards and two touchdowns.



Ohio State's Tim Spencer gained 169 yards to lead the Buckeyes to victory.



Ohio State University - Earle Bruce
Brigham Young University - LaVell Edwards

December 17, 1982

Attendance - 52,533 Combined Payout - \$785,670

SCORE BY QUARTERS	1	2	3	4	FINAL
OHIO STATE	3	14	17	13	47
BYU	0	10	0	7	17

QUARTER	TEAM	TIME	SCORING PLAY
1	OSU	6:54	FG 47 Spangler
2	BYU	13:56	Balholm 7 Pass from Young, Gunther Kick
2	OSU	12:55	Spencer 61 Run, Spangler Kick
2	OSU	11:14	Tomczak 3 Run, Spangler Kick
2	BYU	1:43	FG 39 Gunther
3	OSU	8:57	Broadnax 1 Run, Spangler Kick
3	OSU	7:58	Spencer 18 Run, Spangler Kick
3	OSU	6:00	FG 37 Spangler
4	OSU	12:58	Gayle 1 Run, Spangler Kick
4	BYU	7:09	Hudson 13 Pass From Young, Gunther Kick
4	OSU	2:05	Gayle 5 Run, Kick failed

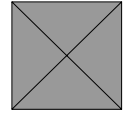
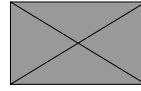
Offensive Most Valuable Player: Tim Spencer, OSU, Running Back
 (21 Rushes, 169 Yards, 2 TDs)

Defensive Most Valuable Player: Garcia Lane, OSU, Cornerback
 (8 Unassisted Tackles, 1 Assisted Tackle, 1 Interception)



1983 HOLIDAY BOWL


GAME 6 BYU 21 - MISSOURI 17



Missouri led 17-14, and BYU had the ball at the Tigers' 14-yard line with about 30 seconds to play when BYU coaches sent in a play called "Fake right, 28 quarterback screen left."

That translated into a handoff from quarterback Steve Young to running back Eddie Stinnett, who started to sweep to his right. All of a sudden, Stinnett stopped and threw back across the field. The pass barely cleared the outstretched hand of Missouri defensive end Bobby Bell and was completed to Young, who sped into the end zone for a winning touchdown with 23 seconds remaining.

Besides the touchdown catch, Young threw for one score and ran for another, finishing with 314 yards passing.



Missouri DE Bobby Bell (#96) puts pressure on BYU quarterback Steve Young. Bell and Young were the game MVPs.



University of Missouri - Warren Powers
Brigham Young University - LaVell Edwards

December 23, 1983

Attendance - 51,480

Combined Payout - \$824,186

SCORE BY QUARTERS	1	2	3	4	FINAL
MISSOURI	7	3	0	7	17
BYU	0	7	7	7	21

QUARTER	TEAM	TIME	SCORING PLAY
1	UM	7:12	Drain 2 Run, Burditt Kick
2	BYU	11:50	Young 10 Run, Johnson Kick
2	UM	3:43	FG 37 Burditt
3	BYU	2:29	Stinnett 33 Pass From Young, Johnson Kick
4	UM	10:49	Drain 2 Run, Burditt Kick
4	BYU	:23	Young 14 Pass From Stinnett, Johnson Kick

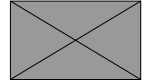
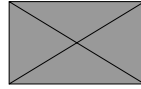
Offensive Most Valuable Player: Steve Young, BYU, Quarterback
(24-36, 314 Yards, 1 Rushing TD, 1 Receiving TD)

Defensive Most Valuable Player: Bobby Bell, MISSOURI,
Defensive End (4 Tackles, 4 Quarterback Sacks)



1984 HOLIDAY BOWL


GAME 7 BYU 24 - MICHIGAN 17



This was another first for the Holiday Bowl – its first national championship game. BYU finished 13-0 and won the national championship by defeating Michigan.

Cougar quarterback Robbie Bosco passed for 343 yards and two touchdowns despite playing most of the game on an injured ankle. Bosco's 13-yard touchdown pass to Kelly Smith was the game-winner with 1:23 remaining.

The BYU defense, perhaps wiser from a thrashing by Ohio State two years before, gained revenge against the Big Ten. The Cougars limited the Michigan offense to 120 yards rushing on 49 attempts.



Glen Kozlowski's game-tying touchdown catch was a key play in BYU's win, which clinched the National Title.



**University of Michigan - Bo Schembechler
Brigham Young University - LaVell Edwards**

December 21, 1984

Attendance - 61,243 Combined Payout - \$1,005,270

SCORE BY QUARTERS	1	2	3	4	FINAL
MICHIGAN	0	7	7	3	17
BYU	0	10	0	14	24

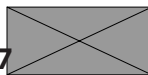
QUARTER	TEAM	TIME	SCORING PLAY
2	BYU	8:37	Smith 5 Run, Johnson Kick
2	UM	1:13	Rogers 5 Run, Bergeron Kick
2	BYU	:04	FG 31 Johnson
3	UM	:19	Perryman 10 Pass from Zurbrugg, Bergeron Kick
4	UM	14:14	FG 32 Bergeron
4	BYU	10:51	Kozlowski 7 Pass from Bosco, Johnson Kick
4	BYU	1:23	Smith 13 Pass from Bosco, Johnson Kick

Offensive Most Valuable Player: Robbie Bosco, BYU,
Quarterback
(30-42, 343 Yards 2 TDs)

Defensive Most Valuable Player: Leon White, BYU, Linebacker
(7 Unassisted Tackles, 2 Assisted Tackles, 2 Quarterback Sacks)


GAME 8

ARKANSAS 18 - ARIZONA STATE 17



This game marked the first and only appearance of two at-large teams in the bowl's history, but that was the only change in the script. There was still some doubt as to the winner until time ran out.

Arkansas capped an 11-point fourth-quarter rally when placekicker Kendall Trainor kicked a 37-yard field goal with 23 seconds remaining. Then the Razorbacks watched Arizona State placekicker Kent Bostrom, who was 3-for-3 to that point, come up just short on a 59-yard attempt as time expired.



Arizona State and Arkansas waged a tough battle in Holiday Bowl's only game with two at-large teams.



Arizona State University - John Cooper
University of Arkansas - Ken Hatfield

December 22, 1985

Attendance - 50,641 Combined Payout - \$1,093,914

SCORE BY QUARTERS	1	2	3	4	FINAL
ARIZONA STATE	3	11	0	3	17
ARKANSAS	7	0	0	11	18

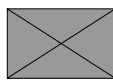
QUARTER	TEAM	TIME	SCORING PLAY
1	ASU	9:00	FG 47 Bostrom
1	ARK	1:32	Thomas 9 Run, Trainor Kick
2	ASU	6:39	FG 22 Bostrom
2	ASU	:36	Cox 16 Pass from Van Raaphorst, Amoia Pass from Van Raaphorst
4	ARK	9:37	Edmonds 17 Run, Calcagni Run
4	ASU	5:23	FG 28 Bostrom
4	ARK	:21	FG 37 Trainor

Offensive Most Valuable Player: Bobby Joe Edmonds,
 ARKANSAS,
 Running Back (7 Rushes, 43 Yards, 1 TD, 7 Receptions, 93 Yards,
 2 Punt Returns, 26 Yards)

Defensive Most Valuable Player: Greg Battle, ASU, Linebacker
 (11 Unassisted Tackles, 3 Assisted Tackles)

GAME 9


IOWA 39 - SAN DIEGO STATE 38



SDSU quarterback Todd Santos, who passed for 298 yards in the game, threw three first-half touchdown passes to give the Aztecs a 21-13 halftime lead. A six-yard touchdown run by Chris Hardy on the first play of the fourth quarter gave the Aztecs a 35-21 margin.

Then Iowa quarterback Mark Vlasic brought the Hawkeyes back with two touchdown passes and a two-point conversion, giving Iowa a 36-35 lead.

SDSU placekicker Kevin Rahill booted a 21-yard field goal to give the Aztecs a 38-36 lead with 47 seconds remaining, but Iowa's Kevin Harmon returned Rahill's kickoff 48 yards to the SDSU 37-yard line. Three plays later, Hawkeyes placekicker Rob Houghtlin lined up with four seconds on the clock and kicked a 41-yard field goal to win it.



San Diego State fell just short in its only Holiday Bowl appearance, losing on a last-second field goal.



University of Iowa - Hayden Fry
San Diego State University - Denny Stoltz

December 30, 1986

Attendance - 59,473 Combined Payout - \$1,322,846

SCORE BY QUARTERS	1	2	3	4	FINAL
IOWA	7	6	8	18	39
SDSU	6	15	7	10	38

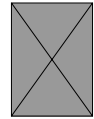
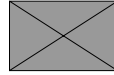
QUARTER	TEAM	TIME	SCORING PLAY
1	IOWA	8:10	Bayless 5 Run, Houghtlin Kick
1	SDSU	4:52	Hardy 6 Pass from Santos, Kick failed
2	SDSU	6:38	Jackson 44 Pass from Santos, Hardy Run
2	IOWA	2:22	Vlasic 1 Run, Kick failed
2	SDSU	:39	Gilbreath 28 Pass From Santos, Rahill Kick
3	SDSU	7:52	Gilmore 1 Run, Rahill Kick
3	IOWA	4:58	Hudson 1 Run, Smith Pass from Vlasic
4	SDSU	14:56	Hardy 6 Run, Rahill Kick
4	IOWA	8:39	Cook 29 Pass from Vlasic, Flagg Pass from Vlasic
4	IOWA	4:26	Flagg 4 Pass from Vlasic, Houghtlin Kick
4	SDSU	:47	FG 21 Rahill
4	IOWA	:04	FG 41 Houghtlin

Co-Offensive Most Valuable Players: Todd Santos, SDSU, Quarterback (21-33, 298 Yards, 3 TDs); Mark Vlasic, IOWA, Quarterback (15-28, 222 Yards, 2 TDs, 1 Rushing TD)

Defensive Most Valuable Player: Richard Brown, SDSU, Linebacker (9 Unassisted Tackles, 2 Quarterback Sacks)




GAME 10 IOWA 20 - WYOMING 19



W yoming appeared to have things in control until Iowa defensive back Anthony Wright returned an interception 33 yards for a touchdown with 14:35 remaining. Midway through the last quarter, Iowa fullback David Hudson scored on a 1-yard run to cap an 86-yard drive.

Wyoming had two chances to regain the lead. A 52-yard field goal attempt by Greg Worker was blocked and, with 23 seconds remaining, a Wyoming holding penalty negated a 25-yard pass completion that would have put the Cowboys in field-goal range.



Iowa scored on this blocked punt to start a comeback that eventually resulted in a 20-19 Hawkeye victory.



University of Iowa - Hayden Fry
University of Wyoming - Paul Roach

December 30, 1987

Attendance - 61,892 Combined Payout - \$1,543,248

SCORE BY QUARTERS	1	2	3	4	FINAL
IOWA	0	7	0	13	20
WYOMING	12	7	0	0	19

QUARTER	TEAM	TIME	SCORING PLAY
1	WYO	12:32	FG 43 Worker
1	WYO	6:37	FG 38 Worker
1	WYO	1:48	Loving 15 Pass From Burnett, Pass failed
2	IOWA	9:26	Hess 10 Blocked Punt Return, Houghtlin Kick
2	WYO	6:03	Abraham 3 Run, Worker Kick
4	IOWA	14:35	Wright 33 Interception Return, Houghtlin Kick
4	IOWA	7:30	Hudson 1 Run, Pass failed

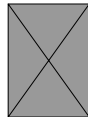
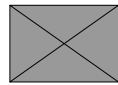
Offensive Most Valuable Player: Craig Burnett, WYOMING, Quarterback (28-51, 332 Yards 1 TD)

Defensive Most Valuable Player: Anthony Wright, IOWA, Cornerback
 (5 Unassisted Tackles, 1 Assisted Tackle, 33 Yard Interception)



GAME 11


OKLAHOMA STATE 62 - WYOMING 14



Heisman Trophy-winner Barry Sanders rushed for 222 yards and a Holiday Bowl-record five touchdowns. Sanders would have broken Craig James' rushing record (225), but he didn't play in the fourth quarter.

Oklahoma State quarterback Mike Gundy completed 20 of 24 passes for 315 yards and two touchdowns. Oklahoma State wide receiver Hart Lee Dykes caught 10 passes for a Holiday Bowl-record 163 yards and one touchdown.

Oklahoma State's defense completed the job by limiting Wyoming's high-powered offense to 14 points and 204 total yards. That was the fewest points allowed in a Holiday Bowl game to that point and only two yards more than the record for fewest yards.



Barry Sanders of Oklahoma State (21) ran for 222 yards and five touchdowns in three quarters of play in the 1988 game.



**Oklahoma State University - Pat Jones
University of Wyoming - Paul Roach**

December 30, 1988

Attendance - 60,718 Combined Payout - \$1,815,224

SCORE BY QUARTERS	1	2	3	4	FINAL
OKLAHOMA STATE	7	10	28	17	62
WYOMING	7	0	7	0	14

QUARTER	TEAM	TIME	SCORING PLAY
1	OSU	10:13	Sanders 33 Run, Blanchard Kick
1	WYO	:50	Welniak 2 Run, Fleming Kick
2	OSU	1:29	Sanders 2 Run, Blanchard Kick
2	OSU	:01	FG 33 Blanchard
3	OSU	11:53	Parker 12 Pass from Gundy, Blanchard Kick
3	WYO	8:31	Welniak 4 Run, Fleming Kick
3	OSU	8:13	Sanders 67 Run, Blanchard Kick
3	OSU	3:43	Sanders 1 Run, Blanchard Kick
3	OSU	:06	Sanders 10 Run, Blanchard Kick
4	OSU	12:58	FG 19 Blanchard
4	OSU	6:58	Dykes 25 Pass from Gundy, Blanchard Kick
4	OSU	1:13	Smith 5 Run, Blanchard Kick

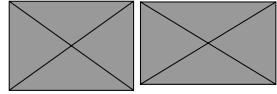
Offensive Most Valuable Player: Barry Sanders, OKLAHOMA STATE, Running Back (29 Rushes, 222 Yards, 5 TDs)

Defensive Most Valuable Player: Sim Drain III, OKLAHOMA STATE, Linebacker (4 Unassisted Tackles, 2 Assisted Tackles, 1 Quarterback Sack)




1989 SEAWORLD HOLIDAY BOWL

GAME 12 PENN STATE 50 - BYU 39



B YU quarterback Ty Detmer was marching the Cougars toward a game-winning touchdown in the closing seconds when he had the ball stripped by Penn State's Gary Brown, who returned it 53 yards for a touchdown to seal the Nittany Lion's victory.

Stealing the ball before Detmer could throw it was the only way he could be stopped by the Penn State defense. Detmer completed 42 of 59 passes for 576 yards – all Holiday Bowl records – and shared offensive MVP honors with Penn State running back Blair Thomas, who rushed a Holiday Bowl-record 35 times for 186 yards.



Penn State and BYU hooked up for a thriller in 1989, as the Nittany Lions won with two defensive scores in the last three minutes.



Penn State - Joe Paterno
Brigham Young University - LaVell Edwards

December 29, 1989

Attendance - 61,113 Combined Payout - \$2,218,076

SCORE BY QUARTERS	1	2	3	4	FINAL
PENN STATE	3	9	17	21	50
BYU	3	10	13	13	39

QUARTER	TEAM	TIME	SCORING PLAY
1	PENN ST	7:11	FG 30 Tarasi
1	BYU	:40	FG 20 Chaffetz
2	PENN ST	13:20	Smith 24 Pass from Sacca, Kick failed
2	BYU	8:00	Detmer 1 Run, Chaffetz Kick
2	PENN ST	2:01	FG 36 Tarasi
2	BYU	:13	FG 22 Chaffetz
3	PENN ST	13:36	FG 51 Tarasi
3	PENN ST	9:38	Thompson 16 Run, Tarasi Kick
3	BYU	5:34	Detmer 1 Run, Chaffetz Kick failed
3	PENN ST	3:20	Thompson 14 Run, Tarasi Kick
3	BYU	1:15	Boyce 12 Pass from Detmer, Chaffetz Kick
4	PENN ST	12:11	Thomas 7 Run, Run failed
4	PENN ST	9:28	Daniels 52 Pass from Sacca, Pass failed
4	BYU	8:51	Whittingham 10 Run, Chaffetz Kick
4	BYU	2:34	Nyberg 3 Pass from Detmer, Pass failed
4	PENN ST	2:34	Collins Intercepts 2 Point Conversion- 102 Return
4	PENN ST	:45	Brown 53 Run Fumble Recovery, Tarasi Kick

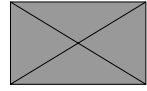
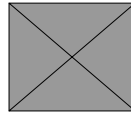
Co-Offensive Most Valuable Players: Blair Thomas, PENN STATE, Running Back (35 Carries, 186 Yards, 1 TD)

Ty Detmer, BYU, Quarterback (42-59, 576 Yards, 2 TDs, 2 Rushing TDs)




1990 SEAWORLD HOLIDAY BOWL

GAME 13 TEXAS A&M 65 - BYU 14



Texas A&M running back Darren Lewis ran for two touchdowns and passed for another as the Aggies scored early and often in taking a 37-7 halftime lead. Quarterback Bucky Richardson – selected the game’s offensive MVP – passed for 203 yards and one touchdown. He also rushed for two scores and caught another (from Lewis).

BYU quarterback Ty Detmer, the Heisman Trophy winner, was knocked out of the game in the third quarter with a shoulder injury.



Texas A&M quarterback Bucky Richardson led the Aggies to a 65-14 route of BYU in the 13th Holiday Bowl.



Texas A&M - R.C. Slocum
Brigham Young University - LaVell Edwards

December 29, 1990

Attendance - 61,441 Combined Payout - \$2,401,456

SCORE BY QUARTERS	1	2	3	4	FINAL
TEXAS A&M	14	23	7	21	65
BYU	7	0	7	0	14

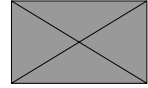
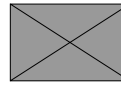
QUARTER	TEAM	TIME	SCORING PLAY
1	A&M	9:23	Wilson 1 Run, Talbot Kick
1	BYU	6:36	Smith 8 Pass from Detmer, Kauffman Kick
1	A&M	1:17	Lewis 6 Run, Talbot Kick
2	A&M	7:41	Richardson 6 Run, Talbot Kick
2	A&M	5:50	Safety
2	A&M	3:27	Richardson 22 Pass from Lewis, Talbot Kick
2	A&M	:31	Garrett 6 Pass from Richardson, Talbot Kick
3	BYU	11:04	Clark 1 Pass from Evans, Kauffman Kick
3	A&M	4:58	Richardson 27 Run, Talbot Kick
4	A&M	14:12	Lewis 3 Run, Talbot Kick
4	A&M	8:06	Paterson 14 Pass from Pavlas, Talbot Kick
4	A&M	2:10	Krahl 9 Pass from Pavlas, Talbot Kick

Offensive Most Valuable Player: Bucky Richardson, TEXAS A&M, Quarterback (9-11, 203 Yards, 1 TD, 2 Rushing TD, 1 Receiving TD)

Defensive Most Valuable Player: William Thomas, TEXAS A&M, Linebacker (6 Unassisted Tackles, 2 Quarterback Sacks)



GAME 14 IOWA 13 - BYU 13




Keeping in tune with Holiday Bowl tradition, BYU and the Hawkeyes battled it out in a game that went down to the final minutes.

With 4:19 remaining in the game, BYU quarterback Ty Detmer led his team from 77 yards out. After six plays, the Cougars reached the Hawkeye 18-yard line. The ensuing play resulted in Detmer's only interception, and the first tie in Holiday Bowl history.

In what was the lowest-scoring Holiday Bowl affair, BYU netted 430 yards in total offense to Iowa's 346. Detmer completed 29 passes for 350 yards, two touchdowns and one interception.

In three Holiday Bowl appearances by the Hawkeyes, the total point spread was two points, with one-point victories in 1986 and 1987 and this tie.



BYU quarterback Ty Detmer passed for 350 yards as the Cougars tied Iowa, 13-13.



University of Iowa - Hayden Fry
Brigham Young University - LaVell Edwards

December 30, 1991

Attendance - 60,646 Combined Payout - \$2,607,880

SCORE BY QUARTERS	1	2	3	4	FINAL
IOWA	6	7	0	0	13
BYU	0	6	0	7	13

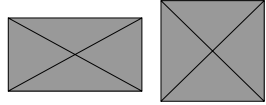
QUARTER	TEAM	TIME	SCORING PLAY
1	IOWA	9:44	Saunders 13 Run, Kick failed
2	IOWA	12:25	Saunders 5 Run, Skillett Kick
2	BYU	:52	Tuipulotu 9 Pass from Detmer, Kick failed
4	BYU	11:36	Anderson 26 Pass from Detmer, Kauffman Kick

Offensive Most Valuable Player: Ty Detmer, BYU, Quarterback
 (29-44, 350 Yards, 2 TDs)

Co-Defensive Most Valuable Players: Josh Arnold, BYU,
 Defensive Back (8 Unassisted Tackles); Carlos James, IOWA,
 Defensive Back
 (4 Unassisted Tackles, 1 Interception)




GAME 15
HAWAII 27 - ILLINOIS 17



The 15th Holiday Bowl saw 24th-ranked Hawaii outscore the Fighting Illini, 27-17, giving the WAC its second Holiday Bowl win against the Big Ten in eight tries. In the first half Illinois led the Rainbows 10-7, after Illinois quarterback Jason Verduzco threw a 14-yard touchdown pass to John Wright and Chris Richardson kicked a 19-yard field goal. Hawaii's explosive offense was held to only 87 first-half yards.

Hawaii gained control of the game for good, however, at the 9:29 mark of the third quarter on running back Travis Sims' second touchdown, a 1-yard run. Sims ran for 113 yards. Hawaii quarterback Michael Carter rushed for 105 yards and threw for 115. Carter was named Holiday Bowl offensive MVP.



A strong Hawaii rushing attack led to a 27-17 win over Illinois in Holiday Bowl 15.



University of Illinois - Lou Tepper
University of Hawaii - Bob Wagner

December 30, 1992

Attendance - 44,457 Combined Payout - \$3,000,000

SCORE BY QUARTERS	1	2	3	4	FINAL
ILLINOIS	7	3	0	7	17
HAWAII	0	7	10	10	27

QUARTER	TEAM	TIME	SCORING PLAY
1	Illinois	2:32	Wright 14 Pass from Verduzco, Richardson Kick
2	Hawaii	8:09	Sims 6 Run, Elam Kick
2	Illinois	1:12	FG 19 Richardson
3	Hawaii	9:29	Sims 1 Run, Elam Kick
3	Hawaii	1:04	FG 45 Elam
4	Hawaii	11:19	FG 37 Elam
4	Hawaii	7:11	Branch 53 Pass from Carter, Elam Kick
4	Illinois	4:42	Wright 18 Pass from Verduzco, Richardson Kick

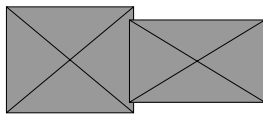
Offensive Most Valuable Player: Michael Carter, HAWAII,
 Quarterback (6-16, 115 Yards, 1 TD, 21 Carries, 105 Yards)

Defensive Most Valuable Player: Junior Tagoai, HAWAII,
 Defensive Lineman (4 Unassisted Tackles, 1 Quarterback Sack)



1993 THRIFTY CAR RENTAL HOLIDAY BOWL


GAME 16 OHIO STATE 28 - BYU 21



With 11:04 left to play in the first quarter, Tim Patillo blocked a punt and returned it four yards for a touchdown, igniting a high-scoring first half. Ohio State took a 21-7 lead early in the second quarter, but BYU rallied behind John Walsh, who finished the game passing for 389 yards with three touchdowns and tied the game at 21 going into halftime.

The second half was completely opposite from the first, as both teams played ferocious defense. The half's only score came late in the third quarter when Ohio State's Raymont Harris (39 rushes, 235 yards) scored his third touchdown of the game on a one-yard run. The play capped a 66 yard drive for the Buckeyes, and gave them a 28-21 lead.

BYU failed to score in the closing seconds, and Ohio State hung on for the win.



Ohio State's Raymont Harris set a new Holiday Bowl rushing record with 235 yards, and scored three touchdowns in 1993 game.



Ohio State University - John Cooper Brigham Young University - LaVell Edwards

December 30, 1993

Attendance - 52,108

Combined Payout - \$3,400,000

SCORE BY QUARTERS	1	2	3	4	FINAL
OHIO STATE	14	7	7	0	28
BYU	7	14	0	0	21

QUARTER	TEAM	TIME	SCORING PLAY
1	OSU	11:04	Patillo 4 Blocked Punt Return, Williams Kick
1	BYU	8:49	Willis 27 Pass from Walsh, Herrick Kick
1	OSU	5:30	Harris 2 Run, Williams Kick
2	OSU	14:55	Harris 2 Run, Williams Kick
2	BYU	7:29	Lewis 8 Pass from Walsh, Herrick Kick
2	BYU	3:25	Doman 27 Pass from Walsh, Herrick Kick
3	OSU	4:11	Harris 1 Run, Williams Kick

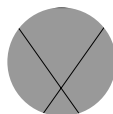
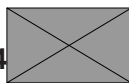
Co-Offensive Most Valuable Players: John Walsh, BYU, Quarterback (25-44, 389 Yards, 3 TD); Raymont Harris, OHIO STATE, Running Back (39 Carries, 235 Yards, 3 TD)

Defensive Most Valuable Player: Lorenzo Styles, OHIO STATE, Linebacker (7 Unassisted Tackles)



GAME 17

MICHIGAN 24 - COLORADO STATE 14




Michigan's Wolverines capitalized with short touch-down drives after a pair of Colorado State turn-overs to record a 24-14 win.

The game got off to a quick start, with the first three possessions resulting in scores and a 10-7 Michigan lead. Late in the second quarter, Michigan's Chris Howard broke through to block Matt McDougal's punt and the Wolverines took over at the CSU 17. Todd Collins quickly hit Mercury Hayes with a 16 yard TD pass and Michigan had a 17-7 halftime lead.

On the first possession of the third quarter, the Rams' Anthony Hill fumbled when he was sacked and Michigan again took possession at the Colorado State 17. Four Tyrone Wheatley runs produced a Michigan touchdown and a 24-7 lead.

Colorado State dominated time of possession for the remainder of the second half, but a stubborn Michigan defense allowed only an 18 yard TD pass from Hill to Jeremy Burkett in the closing moments of the game.

In the second and third quarters, Colorado State suffered turnovers on five of six possessions.



Anthony Hill's third quarter fumble led to a key Michigan touchdown in the Wolverine's 24-14 win.



University of Michigan - Gary Moeller
Colorado State University - Sonny Lubick

December 30, 1994

Attendance - 59,453 Combined Payout - \$3,400,000

SCORE BY QUARTERS	1	2	3	4	FINAL
MICHIGAN	10	7	7	0	24
COLORADO STATE	7	0	0	7	14

QUARTER	TEAM	TIME	SCORING PLAY
1	UM	8:51	Toomer 4 Pass from Collins, Hamilton Kick
1	CSU	4:50	Turner 32 Pass from Hill, McDougal Kick
1	UM	2:46	FG 34 Hamilton
2	UM	1:28	Hayes 16 Pass from Collins, Hamilton Kick
3	UM	11:58	Wheatley 3 Run, Hamilton Kick
4	CSU	1:18	Burkett 18 Pass from Hill, McDougal Kick

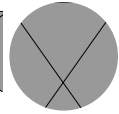
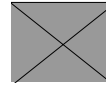
Co-Offensive Most Valuable Players: Todd Collins, MICHIGAN, Quarterback (14-24, 162 Yards, 2 TD); Anthony Hill, COLORADO STATE, Quarterback (22-40, 289 Yards, 2 TD)

Defensive Most Valuable Player: Matt Dyson, MICHIGAN, Linebacker (3 Tackles, 1 Sack)



GAME 18

KANSAS STATE 54 - COLORADO STATE 21




The Kansas State Wildcats scored touchdowns on six of their eight possessions in the second and third quarters to blow open a close game and hammer the Colorado State Rams, 54-21.

The first quarter ended in a 7-7 deadlock, but K-State ran off three quick touchdown drives in the second quarter (three TD's in a total of nine plays) to open a 26-7 halftime lead. Three more touchdown drives in the third quarter ran the Wildcat advantage to 47-21.

Kansas State junior quarterback Brian Kavanagh, who replaced injured starter Matt Miller early in the second quarter, earned Offensive MVP Honors by completing 18 of 24 passes for 242 yards and tied the Holiday Bowl record with four TD passes. Sophomore running back Eric Hickson gained 103 yards for the Wildcats and senior wide receiver Mitch Running caught six passes for 126 yards.

Kansas State kept possession of the ball for just over 20 minutes of the second half, and never let the Colorado State offense get started.



Kansas State's Wildcats were too much for Colorado State in the 1995 game, recording a 54-21 win.



Kansas State University - Bill Snyder
Colorado State University - Sonny Lubick

December 29, 1995

Attendance - 51,051 Combined Payout - \$2,721,056

SCORE BY QUARTERS	1	2	3	4	FINAL
KANSAS STATE	7	19	21	7	54
COLORADO STATE	7	0	14	0	21

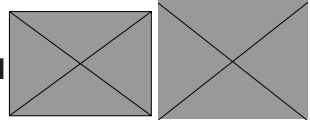
QUARTER	TEAM	TIME	SCORING PLAY
1	KSU	11:21	Hickson 4 Run, Gramatica Kick
1	CSU	6:30	Blake 2 Run, McDougal Kick
2	KSU	9:21	Lawrence 5 Run, Kick failed
2	KSU	6:37	Kelly 18 Run, Pass failed
2	KSU	2:36	Lojka 12 Pass from Kavanagh, Gramatica Kick
3	KSU	10:46	Schwieger 18 Pass from Kavanagh, Gramatica Kick
3	CSU	8:03	Watson 3 Run, McDougal Kick
3	KSU	6:24	Lawrence 5 Run, Gramatica Kick
3	CSU	4:12	Washington 12 Run, McDougal Kick
3	KSU	0:50	Lockett 4 Pass from Kavanagh, Gramatica Kick
4	KSU	7:46	Running 33 Pass from Kavanagh, Gramatica Kick

Offensive Most Valuable Player: Brian Kavanagh, KANSAS STATE, Quarterback (18-24, 242 Yards, 4 TD). Four TD passes ties Holiday Bowl record.

Defensive Most Valuable Player: Mario Smith, KANSAS STATE, Safety (2 Interceptions, 4 Tackles, 2 Passes Broken Up). Two interceptions ties Holiday Bowl record.




GAME 19
COLORADO 33 - WASHINGTON 21




Colorado overcame an early 14-point deficit in a wild first half shootout, then turned up the defensive pressure to shut down Washington's Huskies in the second half and record a 33-21 victory.

Washington's Corey Dillon scored two first quarter touchdowns to give the Huskies a 14-0 lead, then the fireworks started. First it was a Holiday Bowl record 76-yard scoring pass from Koy Detmer to Rae Carruth to halve the Huskies' lead...then a 31-yard interception return from Buffalo Nick Zeigler tied the game...followed by another Holiday Bowl record, an 86-yard return of the ensuing kickoff by Jerome Pathon to give Washington back a 21-14 lead.

But that wrapped up the Huskies scoring for the evening, and Detmer completed 25 of 45 passes for 371 yards and three touchdowns to earn offensive MVP honors, and lead the Buffaloes to their fourth consecutive bowl game victory. Carruth had seven catches in 162 yards and a pair of touchdowns.



Koy Detmer of Colorado threw for 371 yards and three TD's to earn MVP honors.



University of Colorado - Rick Neuheisel
University of Washington - Jim Lambright

December 30, 1996

Attendance - 54,749 Combined Payout - \$2,867,766

SCORE BY QUARTERS	1	2	3	4	FINAL
COLORADO	7	17	3	6	33
WASHINGTON	14	7	0	0	21

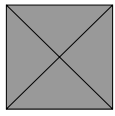
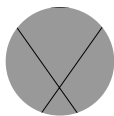
QUARTER	TEAM	TIME	SCORING PLAY
1	UW	12:04	Dillon 2 Run, Jones Kick
1	UW	3:10	Dillon 12 Run, Jones Kick
1	CU	2:25	Carruth 76 Pass from Detmer, Aldrich Kick
2	CU	11:00	Zeigler 31 Interception Return, Aldrich Kick
2	UW	10:49	Pathon 86 Kickoff Return, Jones Kick
2	CU	8:26	Chiaverini 7 Pass from Detmer, Aldrich Kick
2	CU	1:50	FG 42 Aldrich
3	CU	8:08	FG 36 Aldrich
4	CU	8:34	Carruth 4 Pass from Detmer, Pass failed

Offensive Most Valuable Player: Koy Detmer, COLORADO,
 Quarterback (25-45, 371 Yards, 3 TD)

Defensive Most Valuable Player: Nick Zeigler, COLORADO,
 Defensive End (31-Yard Pass Interception Return for a
 Touchdown).



GAME 20 COLORADO STATE 35 - MISSOURI 24




Colorado State used a balanced attack on offense and big plays for its first Holiday Bowl victory, 35-24, over the University of Missouri Tigers.


Missouri employed a potent ground game, which rolled up a total of 314 yards for the game, to take a 17-14 lead into halftime. After a relatively quiet first quarter, there were three touchdowns in less than three minutes just before halftime. Quarterback Corby Jones scored on a four-yard run for the Tigers; followed by a two-play, 74-yard, 23-second drive by the Rams, which culminated in a 22-yard Moses Moreno-to-Corey McCoy TD pass; followed by a seven-yard Ernest Blackwell TD run for Missouri.

Darran Hall started the second half with a Holiday Bowl record 85-yard punt return touchdown, and then Moreno connected with Dallas Davis on a 47-yard scoring pass to give Colorado State a 28-17 lead. Missouri's Brock Olivo scored near the end of the third quarter on a 3-yard run to bring the Tigers close at 28-24, but CSU's Ryan Eslinger broke the game open in the fourth quarter with a 23-yard touchdown run on a fake field goal.

The game was a happy homecoming for San Diegans Moreno and Hall, who were named co-Players of the Game. Moreno completed 18 of 24 passes for 206 yards and two touchdowns, while Hall scored a pair of touchdowns.



Colorado State center Mike Newell (64) helped provide the protection for co-MVP quarterback Moses Moreno.



**Colorado State University - Sonny Lubick
University of Missouri - Larry Smith**

December 29, 1997

Attendance - 50,761 Combined Payout - \$2,819,066

SCORE BY QUARTERS	1	2	3	4	FINAL
COLORADO STATE	7	7	14	7	35
MISSOURI	3	14	7	0	24


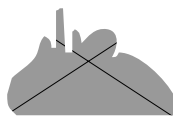
QUARTER	TEAM	TIME	SCORING PLAY
1	CSU	8:56	Hall 14 Run, Franz Kick
1	UM	1:39	FG 32 Knickman
2	UM	4:28	Jones 4 Run, Knickman Kick
2	CSU	4:05	McCoy 22 Pass from Moreno, Franz Kick
2	UM	1:38	Blackwell 7 Run, Knickman Kick
3	CSU	10:36	Hall 85 Punt Return, Franz Kick
3	CSU	5:50	Davis 47 Pass from Moreno, Franz Kick
3	UM	3:41	Olivo 3 Run, Knickman Kick
4	CSU	10:44	Eslinger 23 Run, Franz Kick

Co-Offensive Most Valuable Players: Moses Moreno,
COLORADO STATE, Quarterback (18-24, 206 Yards, 2 TD);

Darran Hall, COLORADO STATE, Receiver, (14 Yard TD run, 85
Yard Punt Return TD, 4 Catches for 20 Yards, 3 Kickoff Returns
for 79 Yards)



GAME 21 ARIZONA 23 - NEBRASKA 20




The Holiday Bowl established all-time attendance and television ratings highs as two top-rated football powers slugged it out. Arizona capitalized on early Nebraska turnovers for three field goals and a 9-0 lead. Nebraska's defense returned the favor, forcing a Wildcat turnover and a short punt that enabled the Cornhuskers to score a field goal and a 45-yard Eric Crouch to Shevin Wiggins TD pass and take a 10-9 lead. Another Arizona fumble on the ensuing kickoff gave Nebraska a field goal on the final play of the second quarter for a 13-9 half-time lead.

Arizona mounted a drive late in the third quarter, and scored on a 15-yard pass from Keith Smith to Brian Brennan on the first play of the fourth quarter to take a 16-13 lead. On Nebraska's first play from scrimmage, Chris McAllister intercepted an Eric Crouch pass, but fumbled it back to the Cornhuskers at the 12-yard line. Given a second chance, Nebraska drove 88 yards in eight plays, including five Crouch completions, to retake the lead, 20-16.

The Wildcats were up to the challenge, driving 68 yards on their next possession. Smith scrambled for two key first downs, and Kelvin Eafon capped the drive with a one-yard plunge to give Arizona a 23-20 lead with six minutes left.

McAllister, Arizona's All-American defensive back, blunted the last Nebraska opportunity with his second interception of the game in the final minutes.



Arizona quarterback Keith Smith (12) sparked the Wildcats' winning drive.



University of Arizona - Dick Tomey
University of Nebraska - Frank Solich

December 30, 1998

Attendance - 65,354 Combined Payout - \$3,601,936

SCORE BY QUARTERS	1	2	3	4	FINAL
ARIZONA	6	3	0	14	23
NEBRASKA	0	13	0	7	20

QUARTER	TEAM	TIME	SCORING PLAY
1	UA	11:10	FG 38 McDonald
1	UA	0:52	FG 25 McDonald
2	UA	13:41	FG 48 McDonald
2	NU	4:58	FG 25 Brown
2	NU	1:53	Wiggins 45 Pass from Crouch, Brown kick
2	NU	0:00	FG 23 Brown
4	UA	14:56	Brennan 15 Pass from Smith, McDonald Kick
4	NU	10:55	Wistrom 4 Pass from Crouch, Brown Kick
4	UA	6:08	Eafon 1 Run, McDonald Kick

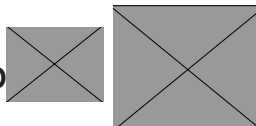
Offensive Most Valuable Player: Keith Smith, ARIZONA,
 Quarterback
 (11-19, 143 Yards, 1 TD; 11 Carries, 43 Yards)

Defensive Most Valuable Player: Mike Rucker, NEBRASKA,
 Defensive End (7 Unassisted Tackles, including 4 Tackles for
 Losses and 1 Quarterback Sack)



GAME 22

KANSAS STATE 24 - WASHINGTON 20




While some games are remembered for specific plays, the 1999 Culligan Holiday Bowl will be remembered for “the drive.”


Washington’s underdog Huskies had just taken a 20-17 lead late in the third quarter, and were driving for another score when K-State’s Lamar Chapman intercepted a Marques Tuiasosopo pass at the goal line and returned it to the eight-yard line.

There were 52 seconds left in the third quarter when Wildcats quarterback Jonathan Beasley jogged onto the field. Twenty plays and 9:54 later, Beasley rolled into the Huskies’ end zone on a one-yard quarterback keeper to cap off a 92-yard drive and give Kansas State a 24-20 lead. The Wildcats’ defense, ranked second in the country, shut down the final two Washington drives to preserve a hard-earned victory.

On the winning drive, Beasley completed six of nine passes for 63 yards. He scored all three Wildcat touchdowns in earning Offensive Most Valuable Player honors.



Offensive MVP Jonathan Beasley (18) scored all three K-State touchdowns.



Kansas State University - Bill Snyder
University of Washington - Rick Neuheisel

December 29, 1999

Attendance - 57,118 Combined Payout - \$3,920,000

SCORE BY QUARTERS	1	2	3	4	FINAL
KANSAS STATE	7	3	7	7	24
WASHINGTON	6	7	7	0	20

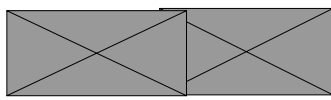
QUARTER	TEAM	TIME	SCORING PLAY
1	UW	11:24	FG 39 Anderson
1	KSU	9:08	Beasley 1 Run, Rheem Kick
1	UW	5:10	FG 47 Anderson
2	KSU	12:01	FG 41 Rheem
2	UW	8:48	Coniff 3 Run, Anderson Kick
3	KSU	13:01	Beasley 11 Run, Rheem Kick
3	UW	2:28	Shaw 5 Run, Anderson Kick
4	KSU	5:58	Beasley 1 Run, Rheem Kick

Offensive Most Valuable Player: Jonathan Beasley, KANSAS STATE, Quarterback (15-31, 216 Yards; 20 Carries, 48 Yards, 3 TD)

Defensive Most Valuable Player: Darren Howard, KANSAS STATE, Defensive End (9 Total Tackles, including 5 Tackles for Losses and 3 Quarterback Sacks)



GAME 23
OREGON 35 - TEXAS 30




It was a typical Culligan Holiday Bowl thriller with the final outcome not determined until the last play of the game. The first fifteen minutes belonged to the No. 8 Oregon Ducks who jumped out to a 14-0 lead. No. 12 Texas responded with three-second quarter touchdowns to take a seven-point advantage into the locker room, 21-14.

Duck signal caller Joey Harrington, the offensive MVP, connected on a 55 yard scoring pass to tailback Maurice Morris early in the third quarter to tie the game, and then gave Oregon a 28-21 advantage when he scrambled 9-yards for a touchdown at the 9:43 mark of the fourth quarter.

That lead lasted all of eighteen seconds thanks to heroics of Texas sophomore return specialist Victor Ike, who returned the ensuing kickoff a Holiday Bowl record 93 yards for the game tying touchdown.

The Ducks took the lead for good on a 4-yard touchdown run by Jason Willis, and held off the Longhorns, who were throwing for the end zone as time ran out.



Texas running back Hodges Mitchell is stopped by the tough Oregon defense.



University of Texas - Mack Brown
University of Oregon - Mike Bellotti

December 29, 2000

Attendance - 63,278 Combined Payout - \$4,011,486

SCORE BY QUARTERS	1	2	3	4	FINAL
TEXAS	0	21	0	9	30
OREGON	14	0	7	14	35

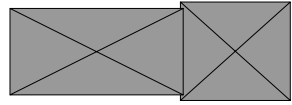
QUARTER	TEAM	TIME	SCORING PLAY
1	UO	8:35	Peelle 1 Pass from Harrington, Frankel Kick
1	UO	2:19	Harrington 18 Pass from Howry, Frankel Kick
2	UT	10:39	Mitchell 3 Run, Stockton Kick
2	UT	4:14	Simms 4 Run, Stockton Kick
2	UT	3:46	Brown 23 Interception Return, Stockton Kick
3	UO	12:32	Morris 55 yd Pass from Harrington, Frankel Kick
4	UO	9:43	Harrington 9 Run, Frankel Kick
4	UT	9:25	Ike 93 Kickoff Return, Stockton Kick
4	UO	5:46	Willis 4 Run, Frankel Kick
4	UT	0:21	Team Safety

Offensive Most Valuable Player: Joey Harrington, OREGON,
 Quarterback (19-30, 273 Yards, 4 TD, Run, 2 Pass, Catch)

Defensive Most Valuable Player: Rashad Bauman, OREGON,
 Cornerback (6 Unassisted tackles, Tackle for 5 yd loss,
 Interception and Pass broken up)



GAME 24
TEXAS 47 - WASHINGTON 43



It took the Washington Huskies and Texas Longhorns a quarter to get warmed up, but once they did it was a rollicking, record-setting Holiday Bowl classic as No. 9 ranked Texas rallied from behind twice in the fourth quarter for a breath-taking 47-43 win.


After a scoreless first quarter, the teams posted a record 37-point second quarter, with the Huskies taking a 23-14 lead over the turnover-plagued Longhorns. When Willie Hurst scored from 4 yards out with 3:51 left in the third quarter, Washington was well on its way to an upset win with a 36-17 lead.

Behind senior quarterback Major Applewhite, the Longhorns launched a furious aerial assault, and scored 23 points in a little over ten minutes to take a 40-36 lead with 6:00 left to play. Hurst, who ran for 137 yards to share offensive MVP honors with Applewhite, capped a Washington drive with a 34-yard touchdown run to put the Huskies back on top, 43-40, with 1:49 to go.

Then it was Applewhite's turn. He moved Texas down the field, primarily on 25- and 32-yard completions to B. J. Johnson. Ivan Williams scored on a 3-yard run with :38 left to play to

give the Longhorns a thrilling victory.

The aerial circus shattered existing Holiday Bowl records for passing attempts by both teams (109) and completions (64).



Texas quarterback Major Applewhite led the Longhorns' fourth-quarter comeback.



University of Texas - Mack Brown
University of Washington - Rick Neuheisel

December 28, 2001

Attendance - 60,548 Combined Payout - \$4,089,976

SCORE BY QUARTERS	1	2	3	4	FINAL
WASHINGTON	0	23	13	7	43
TEXAS	0	14	6	27	47

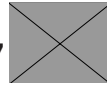
QUARTER	TEAM	TIME	SCORING PLAY
2	UW	13:06	FG 43 Anderson
2	UW	12:30	FG 43 Anderson
2	UW	6:54	Johnson, T 38 Interception Return, Anderson Kick
2	UT	5:23	Johnson, B.J. 43 Pass from Applewhite, Mangum Kick
2	UT	1:55	Williams, Roy 25 Pass from Applewhite, Mangum Kick
2	UW	:47	Collier 4 yd Pass from Pickett Anderson Kick
2	UW	:00	FG 40 Anderson
3	UW	7:46	Stevens 17 Pass from Pickett, Anderson Kick
3	UT	5:37	FG 26 Mangum
3	UW	3:51	Hurst 4 Run, pass failed
3	UT	1:18	FG 24 Mangum
4	UT	11:54	Trissel 2 Pass from Applewhite, pass failed
4	UT	8:01	Williams, Ivan 1 Run, Mangum Kick
4	UT	6:00	Scaife 4 Pass from Applewhite, Mangum Kick
4	UW	1:49	Hurst 34 Run, Anderson Kick
4	UT	:38	Williams, Ivan 3 Run, Mangum Kick

Co-Offensive Most Valuable Players: Major Applewhite, TEXAS, Quarterback (37 of 55, 473 Yards, 4 Touchdowns, 3 Interceptions)
 Willie Hurst, WASHINGTON, Running Back (16 Carries, 137 Yards, 2 Touchdowns)

Defensive Most Valuable Player: Derrick Johnson, TEXAS, Linebacker
 (6 Solo, 7 Total Tackles, Tackle for a Loss of 8 Yards, 16 Yard Interception, Sack for a Loss of 8 Yards)



GAME 25
KANSAS STATE 34 - ARIZONA STATE 27




Kansas State entered the game as an 18-point favorite, but it quickly became apparent that this was going to be no mismatch. The underdog ASU Sun Devils shut down K-State's high-scoring offense and, after a scoreless first quarter, built a 20-7 lead late in the second quarter.

Wildcat quarterback Ell Roberson broke loose on a 32-yard touchdown run with 54 seconds left in the half to pull Kansas State to within a touchdown at 20-14.

After a scoreless third quarter, the offenses warmed up again. K-State tied the game at 20 on another Roberson touchdown run, then sophomore quarterback Andrew Walter put ASU back on top, 27-20, with his second TD pass of the night.

With 7:27 left to play, KSU faced a fourth and 10 at the Sun Devils' 22-yard line. The Wildcats gambled and Roberson escaped pressure to complete a crucial pass to the one-yard line. He scored two plays later to tie the game again, 27-27.

K-State got the ball back with under five minutes left and Roberson guided them on one final drive, which culminated on a 10-yard touchdown pass to Derrick Evans with only 75 seconds remaining.



ASU All-American Terrell Suggs (48), the game's Defensive Most Valuable Player, closes in on another tackle.



Kansas State University - Bill Snyder
Arizona State University - Dirk Koetter

December 27, 2002

Attendance - 58,717 Combined Payout - \$4,071,576

SCORE BY QUARTERS	1	2	3	4	FINAL
KANSAS STATE	0	14	0	20	34
ARIZONA STATE	0	20	0	7	27

QUARTER	TEAM	TIME	SCORING PLAY
2	ASU	11:36	Taplin 6 Pass from Walter, Barth Kick
2	ASU	9:19	FG 26 Barth
2	KSU	8:17	Sproles 41 Run, Rheem Kick
2	ASU	3:00	Hill 9 Run, Barth Kick
2	ASU	1:25	FG 39 Barth
2	KSU	:54	Roberson 32 Run, Rheem Kick
4	KSU	12:16	Roberson 3 Run, Kick failed
4	ASU	10:30	Williams 10 Pass from Walter, Barth Kick
4	KSU	6:41	Roberson 1 Run, Rheem Kick
4	KSU	1:15	Evans 10 Pass from Roberson, Rheem Kick

Offensive Most Valuable Player: Eil Roberson, KANSAS STATE, Quarterback (11-28, 215 Yards, TD; 18 Carries, 63 Yards, 3 TD)

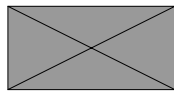

Defensive Most Valuable Player: Terrell Suggs, ARIZONA STATE, Defensive End (4 Tackles, 2 Tackles for Loss, 2 Sacks)



2003 PACIFIC LIFE HOLIDAY BOWL

GAME 26

WASHINGTON STATE 28 - TEXAS 20




Washington State's Cougars, ranked No. 15 in the nation entering the game, used an aggressive defense and an MVP performance by punter Kyle Basler to defeat the No. 5 rated Texas Longhorns, 28-20, in another nail biting finish.


Texas controlled the ball for over 39 minutes in the game to establish a Holiday Bowl record, but Washington State's defense had seven quarterback sacks and forced three turnovers, and Basler averaged 40.1 yards on seven punts and dropped five kicks inside the Longhorns' 13-yard line.

Texas led, 10-7, at the half before the Cougars went on a 19-0 run in the third quarter to take a 26-10 lead. A 54-yard Matt Kegel-to-Sammy Moore touchdown, a 12-yard Jonathan Smith run and an 18-yard Jason David fumble recovery return put WSU in the driver's seat.

In true Holiday Bowl tradition, Texas rallied in the fourth quarter on a David Pino field goal and a 30-yard Chance Mock-to-Roy Williams TD pass, but WSU's defense turned back Texas on two late possessions to hold on for the win.



Offensive MVP Sammy Moore caught two TD passes to spark the WSU Cougars.



Washington State University - Bill Doba
University of Texas - Mack Brown

December 30, 2003

Attendance - 61,102 Combined Payout - \$4,027,232

SCORE BY QUARTERS	1	2	3	4	FINAL
WASHINGTON STATE	0	7	19	2	28
TEXAS	0	10	0	10	20

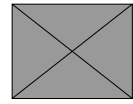
QUARTER	TEAM	TIME	SCORING PLAY
2	UT	12:21	Benson 1 run, Pino Kick
2	WSU	:59	Moore 12 pass from Kegel, Dunning Kick
2	UT	:04	FG 39 Pino
3	WSU	9:23	Moore 54 pass from Kegel, Kick failed
3	WSU	5:50	Smith 12 run, Dunning Kick
3	WSU	2:20	David 18 fumble recovery, Kick blocked
4	UT	13:32	FG 19 Pino
4	WSU	8:41	Team safety
4	UT	4:29	Williams R, 30 pass from Mock, Pino kick

Offensive Most Valuable Player: Sammy Moore, WASHINGTON STATE, Receiver (12 Catches for 66 yards, 2 TD's; 4 Punt Returns for 68 Yards; 5 Kickoff Returns for 59 Yards)

Defensive Most Valuable Player: Kyle Basler, WASHINGTON STATE, Punter (7 Punts for 281 Tards, 40.1 Average; 5 Kicks inside the 13 Yard Line)



GAME 27
TEXAS TECH 45 - CALIFORNIA 31

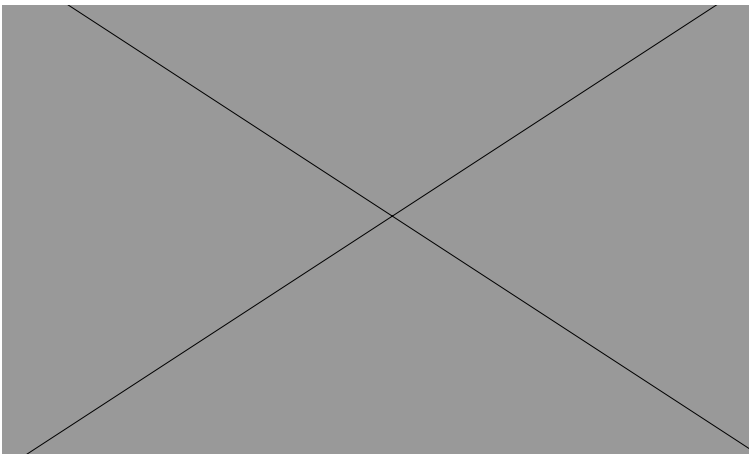


The Red Raiders of Texas Tech used their top-ranked passing attack to upset the No. 5 rated Golden Bears of California, 45-31, in front of a crowd of 63,711, the second largest in Holiday Bowl history.

Texas Tech got off to an early lead with a 59-yard scoring drive, but two California touchdowns put the Bears up 14-7 at the end of the first quarter, as J.J. Arrington rushed for 81 yards.

After a Texas Tech field goal, defensive MVP Vincent Meeks picked off a Cal pass and returned it 48 yards to set up a second Sonny Cumbie to Jarrett Hicks TD pass, and the Red Raiders began to roll. They scored 24 straight points to take a 31-14 lead early in the third quarter, and never looked back.

Offensive MVP Cumbie threw for 520 yards, 250 of them in the second quarter alone, and set a new Holiday Bowl record with 60 pass attempts. Cal's Arrington finished the game with 181 rushing yards, but the injury-depleted Bears' passing attack never got up to speed and their defense couldn't come up with an answer for the Texas Tech passing offense, ranked #1 in the nation.



Quarterback Sonny Cumbie of Texas Tech (15), the offensive MVP, readies to throw one of his record 60 pass attempts against California. He completed 39 passes for 520 yards and three touchdowns.



Texas Tech University - Mike Leach
University of California - Jeff Tedford

December 30, 2004

Attendance - 63,711 Combined Payout - \$4,173,630

SCORE BY QUARTERS	1	2	3	4	FINAL
TEXAS TECH	7	17	14	7	45
CALIFORNIA	14	0	3	14	31

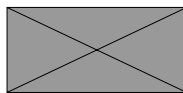

QUARTER	TEAM	TIME	SCORING PLAY
1	TT	9:44	Hicks 54 pass from Cumbie, Trlica Kick
1	UC	3:35	Arrington 2 run, Schneider Kick
1	UC	:29	Lynch 5 run, Schneider Kick
2	TT	11:51	FG 21 Trlica
2	TT	8:57	Hicks 5 pass from Cumbie, Trlica Kick
2	TT	2:53	Henderson T, 2 run, Trlica Kick
3	TT	13:01	Filani 60 pass from Cumbie, Trlica Kick
3	UC	7:48	FG 29 Schneider
3	TT	6:18	Mack 11 run, Trlica Kick
4	UC	14:06	Cross 11 pass from Rodgers, Schneider Kick
4	TT	2:32	Henderson T, 1 run, Trlica Kick
4	UC	:43	Rodgers 1 run, Schneider Kick

Offensive Most Valuable Player: Sonny Cumbie, TEXAS TECH, Quarterback (39-60, 520 Yards, 3 TD's)

Defensive Most Valuable Player: Vincent Meeks, TEXAS TECH, Safety (Interception and 48 Yard Return, 3 Unassisted Tackles)



GAME 28 OKLAHOMA 17 - OREGON 14



For the third straight year, a top five-ranked team came to San Diego looking for victory, and for the third time was upset, as the Oklahoma Sooners turned back a late drive to beat Oregon's #5 ranked Ducks, 17-14, before a Pacific Life Holiday Bowl record crowd of 65,416.

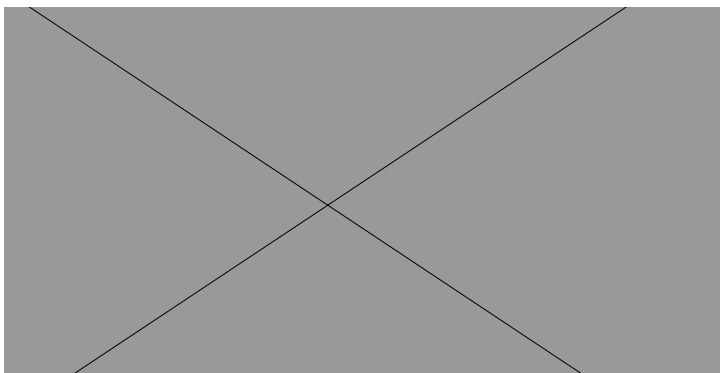
A pass interception by Sooner linebacker Clint Ingram deep in Oklahoma territory with only 33 seconds to play stopped a last-ditch Oregon drive and preserved the win.

An Oklahoma field goal by Garret Hartley and a 5-yard scoring run by Oregon's Demetrius Williams, both in the first quarter, were all the scoring in the first half.

Oklahoma took a 17-7 lead in the third quarter with a pair of touchdown drives.

Quarterback Rhett Bomar threw a 17-yard touchdown pass to J.D. Runnels for the first score and Kejuan Jones ran 8 yards for the second touchdown.

Oregon quarterback Brady Leaf tossed a 3-yard touchdown pass to Tim Day late in the fourth quarter to get the Ducks within three points at 17-14. On his next drive, Leaf moved Oregon within range of the game-tying field goal at the Oklahoma 19 with :33 to play, but Ingram's interception sealed the win.



Oklahoma's J. D. Runnels (38) catches a 17-yard touchdown pass from quarterback Rhett Bomar, the Offensive MVP of the game.



University of Oregon - Mike Bellotti
Oklahoma University - Bob Stoops

December 29, 2005

Attendance - 65,416 Combined Payout - \$4,261,910

SCORE BY QUARTERS	1	2	3	4	FINAL
OREGON	7	0	0	7	14
OKLAHOMA	3	0	14	0	17

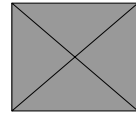
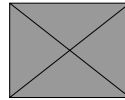
QUARTER	TEAM	TIME	SCORING PLAY
1	OU	8:04	FG 34 Hartley
1	ORE	2:58	Williams 5 run, Martinez Kick
3	OU	9:20	Runnels, 17 pass from Bomar, Hartley Kick
3	OU	3:25	Jones 8 run, Hartley Kick
4	ORE	3:30	Day 3 pass from Leaf, Martinez Kick

Offensive Most Valuable Player: Rhett Bomar, OKLAHOMA, Quarterback (17-30, 229 Yards, 1 TD).

Co-Defensive Most Valuable Players: Anthony Trucks, OREGON, Safety (14 Total Tackles, 2 Tackles for Loss, 1 Forced Fumble, 1 Fumble Recovery).

C. J. Ah You, OKLAHOMA, Defensive End (6 Tackles, 2 Sacks).


GAME 29
CALIFORNIA 45 - TEXAS A&M 10



In a game that pitted California's speed versus Texas A&M's size and strength, the outcome led the fans to one conclusion - speed kills. The Golden Bears used a balanced offense and quick defense to defeat the Aggies, 45-10, scoring 31 second-half points to blow the game open.

The Cal rushing attack accounted for 241 yards and five touchdowns. Co-offensive MVPs running back Marshawn Lynch and quarterback Nate Longshore led the way. Lynch ran for 111 yards and two touchdowns, while Longshore completed 19 of 24 passes for 235 yards and ran for a touchdown. Justin Forsett aided the Cal rushing attack with 124 yards and a touchdown in only eight carries.

Texas A&M scored on its initial drive, with a 19-yard Stephen McGee-to-Chad Schroeder touchdown pass, but never found the end zone again. Running backs Mike Goodson and Jorvorskie Lane were held to 98 yards combined. Linebacker Desmond Bishop led the Cal defense with 12 tackles, earning him Defense MVP honors.



Golden Bears quarterback Nate Longshore connects with Craig Stevens for 26 of his 235 passing yards.



Texas A&M University - Dennis Franchione
University of California - Jeff Tedford

December 28, 2006

Attendance - 62,395 Combined Payout - \$4,668,372

SCORE BY QUARTERS	1	2	3	4	FINAL
TEXAS A&M	7	3	0	0	10
CALIFORNIA	7	7	14	17	45

QUARTER	TEAM	TIME	SCORING PLAY
1	A&M	11:13	Schroeder, 19 pass from McGee, Szymanski, Kick
1	CAL	7:52	Longshore, 1 run, Schneider Kick
2	CAL	14:14	Lynch, 2 run, Schneider Kick
2	A&M	2:08	FG 32 Szymanski
3	CAL	10:13	Lynch, 1 run, Schneider Kick
3	CAL	2:00	Hawkins, 4 pass from Longshore, Schneider Kick
4	CAL	7:13	FG 21 Schneider
4	CAL	3:40	Forsett, 8 run, Schneider Kick
4	CAL	:28	Schutte, 3 run, Schneider Kick

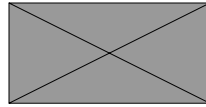
CO-Offensive Most Valuable Players: Marshawn Lynch, CALIFORNIA, Tailback (111 Yards Rushing, 2 TDs).

Nate Longshore, CALIFORNIA, Quarterback (19-24, 235 Yards, TD, Rushing TD).

Defensive Most Valuable Player: Desmond Bishop, CALIFORNIA, Linebacker (12 Tackles, Tackle for Loss, Pass Broken Up).

GAME 30

TEXAS 52 - ARIZONA STATE 34




The Texas Longhorns withstood four fumbles by their quarterback and a bizarre play to win the 30th annual Pacific Life Holiday Bowl defeating the Arizona State Sun Devils 52-34 in front of 64,020 fans.

The Longhorns jumped out to an early 21-0 lead and never looked back. Arizona State got on the scoreboard early in the second quarter and cut the lead to 35-20 late in the third quarter, but their defense had no answers for the Texas attack. Arizona State's first scoring drive was aided by a penalty on the Texas sideline when an assistant coach inadvertently touched a live ball.

Despite his four fumbles, sophomore Longhorns quarterback Colt McCoy caused problems for the Sun Devils all night with his scrambling ability. McCoy threw for 174 yards and a touchdown and rushed for 84 yards and another touchdown in earning Offensive MVP honors. Longhorns running back Jamaal Charles rushed for 161 yards and two touchdowns on 21 carries.

The Sun Devils were held to a season-low 22 rushing yards and committed five turnovers.



Vondrell McGee (2) of Texas scores on 28-yard run.



**Arizona State University - Dennis Erickson
University of Texas - Mack Brown**

December 27, 2007

Attendance - 62,040 Combined Payout - \$5,050,958

SCORE BY QUARTERS	1	2	3	4	FINAL
ARIZONA STATE	0	10	10	14	34
TEXAS	21	7	7	17	52

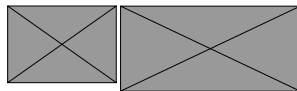
QUARTER	TEAM	TIME	SCORING PLAY
1	UT	13:39	Lokey 2 pass from McCoy, Bailey Kick
1	UT	7:08	Chiles 4 Run, Bailey Kick
1	UT	1:30	Charles 15 Run, Bailey Kick
2	ASU	12:36	McGaha 7 pass from Carpenter, Weber Kick
2	UT	4:43	McCoy 9 Run, Bailey Kick
2	ASU	:35	FG 32 Weber
3	ASU	11:49	FG 46 Weber
3	UT	3:33	Finley fumble recovery in endzone, Bailey Kick
3	ASU	2:49	Jones 22 pass from Carpenter, Weber Kick
4	UT	12:55	FG 21 Bailey
4	UT	11:03	McGee 28 run, Bailey Kick
4	ASU	8:55	Jones 10 pass from Sullivan, Weber Kick
4	ASU	3:42	Woods 3 run, Weber Kick
4	UT	2:24	Charles 32 run, Bailey Kick

Offensive Most Valuable Player: Colt McCoy, TEXAS, Quarterback (21-31, 174 Yards, TD, 147 Yards Rushing, Rushing TD).

Defensive Most Valuable Player: Brian Orakpo, TEXAS, Defensive End (4 Tackles, 2 Quarterback Sacks).



GAME 31 OREGON 42 - OKLAHOMA STATE 31




Quarterback Jeremiah Masoli and the Oregon Ducks unleashed a furious second-half offensive assault to defeat the Oklahoma State Cowboys, 42-31, in the 31st annual Pacific Life Holiday Bowl.

Trailing 17-7 at the half, the Ducks started the second half with a 91-yard kickoff return by Walter Thurmond III, setting up the first of Masoli's three second-half touchdown runs. There were seven TD's scored in a see-saw second half that saw five lead changes.

Oregon took the lead for good with just over 10 minutes to play when Masoli threw a 20-yard touchdown pass to Jaison Williams. With three minutes to play, Oregon's LeGarrette Blount hurdled one Cowboy defender and out-muscled two others on his way to a game-clinching 29-yard TD run.

Masoli finished with 364 all-purpose yards (258 passing, 106 rushing), while OSU quarterback Zac Robinson finished with 383 all-purpose yards. Oklahoma State's Dez Bryant set two bowl records with 13 receptions and 168 yards



LeGarrette Blount hurdles defender on game-clinching 29-yard touchdown run.



Oklahoma State University - Mike Gundy
University of Oregon - Mike Bellotti

December 30, 2008

Attendance - 59,106 Combined Payout - \$4,889,230

SCORE BY QUARTERS	1	2	3	4	FINAL
OKLAHOMA STATE	17	0	7	7	31
OREGON	7	0	21	14	42

QUARTER	TEAM	TIME	SCORING PLAY
1	OSU	10:54	FG 45 Bailey
1	OSU	4:09	Bryant, 33 pass from Robinson, Bailey Kick
1	ORE	3:51	J. Johnson 76 run, Flint Kick
1	OSU	1:03	Hunter 3 run, Bailey Kick
3	ORE	14:15	Masoli 1 run, Flint Kick
3	ORE	8:02	Masoli 41 run, Flint Kick
3	OSU	5:08	Hunter 4 run, Bailey Kick
3	ORE	:21	Masoli 17 run, Flint Kick
4	OSU	12:13	Robinson 1 run, Bailey Kick
4	ORE	10:26	Williams, 20 pass from Masoli, Flint Kick
4	ORE	3:01	Blount 29 run, Flint Kick

Offensive Most Valuable Player: Jeremiah Masoli, OREGON,
Quarterback

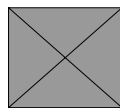

(18-32, 258 Yards, TD, 106 Yards Rushing, 3 TD)

Defensive Most Valuable Player: Jairus Byrd, OREGON,
Cornerback

(9 Tackles, Interception and 39-Yard Return)



GAME 32 NEBRASKA 33 - ARIZONA 0




Nebraska's powerful defense set the tone as the 20th-ranked Cornhuskers pitched the first shut-out in Holiday Bowl history, defeating the 22nd-ranked Arizona Wildcats, 33-0.

It took Nebraska just 75 seconds to take the lead. A 37-yard interception return by safety Matt O'Hanlon, the game's defensive MVP, set up a four-yard touchdown run by quarterback Zac Lee, the bowl's fastest opening score.

The Nebraska defense dominated all night, holding Arizona to six first downs, 109 yards of offense, 51 offensive plays and forcing nine Wildcats punts, all Holiday Bowl records.

Nebraska kicker Alex Henery established a new Holiday Bowl record with four field goals, from 47, 50, 41 and 22 yards. Niles Paul earned offensive MVP honors with 237 all-purpose yards, including 123 yards receiving and a 74-yard touchdown reception from Lee.



Nebraska's Rex Burkhead scores on a 5-yard run.



University of Arizona - Mike Stoops
University of Nebraska - Bo Pelini

December 30, 2009

Attendance - 64,607 Combined Payout - \$5,142,978

SCORE BY QUARTERS	1	2	3	4	FINAL
ARIZONA	0	0	0	0	0
NEBRASKA	10	13	10	0	33

QUARTER	TEAM	TIME	SCORING PLAY
1	NU	13:45	Lee 4 run, Henery Kick
1	NU	8:53	FG 47 Henery
2	NU	11:57	Burkhead 5 run, Henery Kick
2	NU	8:25	FG 50 Henery
2	NU	:35	FG 41 Henery
3	NU	10:07	FG 22 Henery
3	NU	3:39	Paul, 74 pass from Lee, Henery Kick

Offensive Most Valuable Player: Niles Paul, NEBRASKA,
Receiver (237 All-Purpose Yards, 123 Yards Receiving, 74-yard TD
Reception)


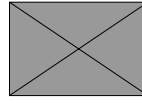
Defensive Most Valuable Player: Matt O'Hanlon, NEBRASKA,
Safety (5 Tackles, Interception and 37-Yard Return)



2010 BRIDGEPOINT EDUCATION HOLIDAY BOWL

GAME 33

WASHINGTON 19 - NEBRASKA 7




On an uncommonly frigid night in San Diego, the Washington Huskies recorded one of the bowl season's biggest upsets, besting the heavily-favored #18 Nebraska Cornhuskers, 19-7.

The Huskies were led by sophomore RB Chris Polk, who carried 34 times for 177 yards and a touchdown en route to earning the game's offensive MVP honors.

On an evening where the 57,921 fans experienced the coldest weather in the San Diego bowl game's 33-year history, the Husky defense was the story, as it repeatedly shut down the Nebraska rushing and air attacks. Washington's defense was led by senior linebacker Mason Foster, who received the game's defensive MVP trophy.

The victory came as revenge for the Huskies, who were throttled at home, 56-21, by the same Nebraska team in the third week of the regular season.

The Cornhuskers also hurt themselves, as they were flagged for a bowl-record 12 penalties for 102 yards. Nebraska's 189 total yards of offense ranks as the third fewest in Holiday Bowl history. The two offenses also combined for the second lowest total in the bowl's history (529).



Washington's Devin Aguilar returns a punt against Nebraska.



University of Nebraska - Bo Pelini
University of Washington - Steve Sarkisian

December 30, 2010

Attendance - 57,921 Combined Payout - \$4,150,000

SCORE BY QUARTERS	1	2	3	4	FINAL
NEBRASKA	0	7	0	0	7
WASHINGTON	10	0	7	2	19

QUARTER	TEAM	TIME	SCORING PLAY
1	UW	9:08	Polk 2 Run, Folk Kick
1	UW	1:29	FG 39 Folk
2	UN	10:24	Reed 15 Pass from Martinez, Henery Kick
3	UW	13:18	Locker 25 Run, Folk Kick
4	UW	13:38	Team Safety

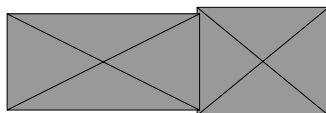
Offensive Most Valuable Player: Chris Polk, WASHINGTON,
Running Back
(34 Carries, 177 Yards, TD)

Defensive Most Valuable Player: Mason Foster, WASHINGTON,
Linebacker
(12 Tackles, 3 TFL, 2 Sacks)



2011 BRIDGEPOINT EDUCATION HOLIDAY BOWL

GAME 34 TEXAS 21 - CALIFORNIA 10

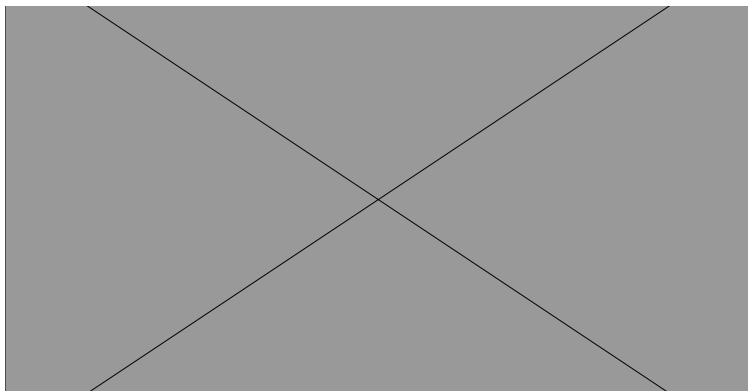


Fueled by a defense that forced five turnovers and six sacks, the 24th ranked Texas Longhorns defeated the California Golden Bears 21-10 in the 2011 Bridgepoint Education Holiday Bowl. The game featured suffocating defense by both teams, but not before Texas QB David Ash joined an elite group of quarterbacks in Holiday Bowl history.

Trailing 3-0 in the second quarter, the Longhorns drew up a reverse, as running back Malcolm Brown handed off to Jaxon Shipley, who pulled up and threw a 4-yard touchdown pass to Ash. Ash became just the fourth quarterback in the 34-year history of the bowl game to record a touchdown catch.

In the second half, the Longhorns responded to a Cal touchdown with a touchdown of their own, as Ash hooked up with WR Marquise Goodwin for an over-the-shoulder 47-yard touchdown grab. Ash completed 14 of 23 passes for 142 yards and a touchdown to go along with his touchdown reception on his way to earning the game's Offensive MVP trophy.

The Cal defense played a strong game forcing Texas to punt 9 times (a Holiday Bowl record), but the offense couldn't give them the scoring support. The two teams combined for eight sacks, as well as 16 punts, another bowl record.



University of Texas tight end D.J. Grant (18) makes a move to the outside during the Longhorns 21-10 victory over the California Golden Bears.



University of California - Jeff Tedford
University of Texas - Mack Brown

December 28, 2011

Attendance - 56,313 Combined Payout - \$4,300,000

SCORE BY QUARTERS	1	2	3	4	FINAL
CALIFORNIA	3	0	7	0	10
TEXAS	0	7	7	7	21

QUARTER	TEAM	TIME	SCORING PLAY
1	CAL	06:06	Tavecchio, 47 Field Goal
2	UT	06:08	Ash, 24 Pass from Shipley Turner Kick
3	CAL	09:47	Sofele, 6 Run, Tavecchio Kick
3	UT	08:06	Goodwin, 47 Pass from Ash. Tucker Kick
4	UT	14:57	Johnson, 4 Run. Evans Kick


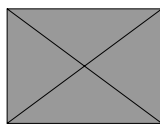
Offensive Most Valuable Player: David Ash, TEXAS,
Quarterback (14-23, 142 Yards, Passing TD & Receiving TD)

Defensive Most Valuable Player: Keenan Robinson, TEXAS
Linebacker
(8 Tackles, 4 Solo Tackles)



2012 BRIDGEPOINT EDUCATION HOLIDAY BOWL

GAME 35 BAYLOR 49 - UCLA 26



Led by their high-powered offense, the Baylor Bears upset the 17th-ranked UCLA Bruins, 49-26, in the 35th Bridgepoint Education Holiday Bowl.

The offensive fireworks started early as Baylor put up five touchdowns in the first half to take a 35-10 lead at the break. Glasco Martin kicked off scoring in the first quarter with a 4-yard run, his first of three rushing touchdowns.


After two Nick Florence touchdown passes put the Bears up 21-0, UCLA capitalized on a Baylor fumble, as Brett Hundley connected with Joseph Fauria two plays later to put the Bruins on the scoreboard.

From there, the Bears wasted no time padding their lead. On the next possession, Martin slid through the line of scrimmage for a 26-yard touchdown. After a quick three-and-out by UCLA, Baylor got the ball on its own 44-yard line with just over three minutes left in the half. Four plays later, Lache Seastrunk broke the game open with a 43-yard touchdown dash, stretching the Bears' lead to 35-10.

Seastrunk finished with 16 rushes for 138 yards and a touchdown and earned the game's Offensive MVP award.

The Bruins never mounted a serious comeback in the second half, with their final two scores coming in the fourth quarter. Their last touchdown came as time expired.

Baylor defensive end Chris McAllister won Defensive MVP honors as he contributed five tackles, including two quarterback sacks.



Baylor University running back Glasco Martin (8), rushes for one of his three touchdowns of the game.



UCLA - Jim Mora
Baylor - Art Briles

December 27, 2012

Attendance - 55,507 Combined Payout - \$4.5 million

SCORE BY QUARTERS	1	2	3	4	FINAL
BAYLOR	14	21	7	7	49
UCLA	0	10	3	13	26

QUARTER	TEAM	TIME	SCORING PLAY
1	BU	8:01	Martin, 4 Run
1	BU	4:22	Goodley 8 Pass from Florence, Jones Kick
2	BU	11:08	Reese 55 Pass from Florence, Jones Kick
2	UCLA	6:21	Faurina 22 Pass from Hundley, Brett Kick
2	BU	4:36	Martin 26 Run, Jones Kick
2	BU	1:58	Seastrunk 43 Run, Jones Kick
2	UCLA	0:07	FG 30 Fairbairn
3	UCLA	8:18	FG 40 Fairbairn
3	BU	1:52	Martin 1 Run, Jones Kick
4	UCLA	12:25	Evans 24 Pass from Hundley, Pass Failed
4	BU	7:46	Florence 1 Run, Jones Kick
4	UCLA	0:00	Sweet 34 Pass from Hundley Fairbairn Kick

Offensive Most Valuable Player: Lache Seastrunk, BAYLOR,
Running Back
(16 Rushes, 138 Yards, 1 TD)


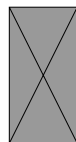
Defensive Most Valuable Player: Chris McAllister, BAYLOR,
Defensive End
(2 Sacks)



2013 NATIONAL UNIVERSITY HOLIDAY BOWL

GAME 36

TEXAS TECH 37 - ARIZONA STATE 23

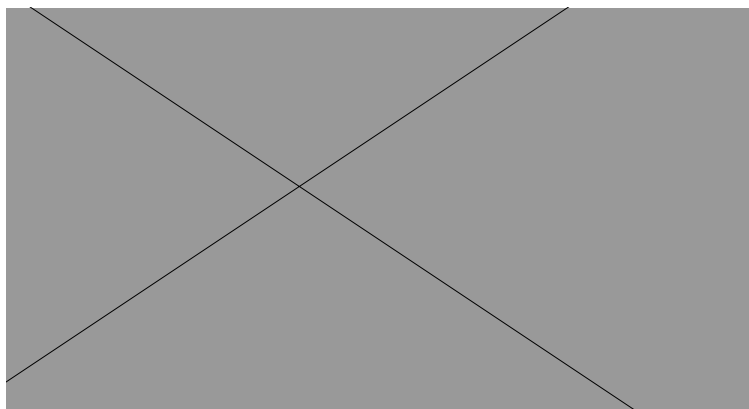


Freshman quarterback Davis Webb threw for 403 yards and tied a Holiday Bowl record with four touchdown passes as Texas Tech raced to a 37-23 victory over No. 14 Arizona State in the 36th National University Holiday Bowl.

Webb completed 28 of 41 passes with touchdown passes of 18, 21, 1 and 23 yards, all in the first half. The Red Raiders scored on four of their first five drives to take a 27-6 lead five minutes into the second quarter. Texas Tech All-American tight end Jace Amaro had eight catches for 112 yards.

The Sun Devils were held to 18 points fewer than their average and dropped to 0-4 in the Holiday Bowl.

While Texas Tech was finding the end zone early on, ASU had to settle for field goals of 44 and 31 yards. The Sun Devils got their first touchdown on a 20-yard run with 7:52 left in the second quarter to close to 27-13. ASU quarterback Taylor Kelly scored on a 44-yard run early in the third, but Reginald Davis returned the ensuing kickoff 90 yards for a touchdown to extend the Red Raiders' lead to 34-20. Kelly gained 135 yards on 25 carries but threw for only 125 yards, going 16-of-29. He was sacked three times.



Texas Tech runs one in for six en route to a 37-23 victory over Arizona State.



Arizona State University - Todd Graham
Texas Tech University - Kliff Kingsbury

December 30, 2013

Attendance - 52,930 Combined Payout - \$4,650,000

SCORE BY QUARTERS	1	2	3	4	FINAL
ARIZONA STATE	6	7	7	3	23
TEXAS TECH	13	14	10	0	37

QUARTER	TEAM	TIME	SCORING PLAY
1	TTU	9:41	Hall 1 Pass from Webb
1	TTU	6:27	Grant 18 Pass from Webb, Bustin Kick
1	ASU	4:26	FG Gonzalez 44
1	ASU	2:22	FG Gonzalez 31
2	TTU	14:30	Marquez 23 Pass from Webb, Bustin Kick
2	TTU	10:08	Grant 21 Pass from Webb, Bustin Kick
2	ASU	7:52	Foster 20 Run, Gonzalez Kick
3	ASU	13:13	Kelly 44 Run, Gonzalez Kick
3	TTU	13:02	Davis 90 Kickoff Return, Bustin Kick
3	TTU	5:28	FG Bustin 33
4	ASU	13:39	FG Gonzalez 33


Offensive Most Valuable Player: David Webb, TEXAS TECH,
 Quarterback
 (28-41, 403 Yards, 4 TD)

Defensive Most Valuable Player: Will Smith, TEXAS TECH,
 Linebacker
 (14 Tackles, 2 Tackles for Loss)



2014 NATIONAL UNIVERSITY HOLIDAY BOWL

GAME 37 USC 45 - NEBRASKA 42



After blowing most of an 18-point, third-quarter lead, the No. 24 Trojans beat Nebraska 45-42 in a wild National University Holiday Bowl.


Cody Kessler completed 23 of 39 passes for 321 yards and three touchdowns for USC (9-4), which was playing Nebraska (9-4) in a bowl game for the first time.

Adoree' Jackson scored on a 98-yard kickoff return and a 71-yard pass from Kessler. Javorius Allen gained 152 yards on 26 carries and scored on runs of 2 and 44 yards.

The Trojans took a 45-27 lead when Kessler threw a 20-yard scoring pass to Bryce Dixon with 2:03 left in the third quarter.

Armstrong brought the Huskers back with a 65-yard touchdown pass to Jordan Westerkamp with 24 seconds left in the third quarter and then a 15-yard keeper with 6:52 left in the game. His 2-point conversion pass to Kenny Bell pulled Nebraska to 45-42.

Kessler tied the USC single-season record of 39 touchdown passes set by Matt Barkley in 2011.



USC and Nebraska combined for 97 points in another Holiday Bowl thriller.



**University of Nebraska - Barney Cotton (interim)
University of Southern California - Steve Sarkisian**

December 27, 2014

Attendance - 55,789 Combined Payout - \$5.65 million

SCORE BY QUARTERS	1	2	3	4	FINAL
NEBRASKA	17	0	17	8	42
USC	10	14	21	0	45

QUARTER	TEAM	TIME	SCORING PLAY
1	NEB	11:05	FG 33 Brown
1	USC	10:54	Jackson 98 Kickoff Return, Heidari Kick
1	NEB	8:23	Bell 18 Pass from Armstrong, Brown Kick
1	USC	6:05	FG 42 Heidari
1	NEB	1:25	Pierson 9 Pass from Armstrong, Brown Kick
2	USC	13:11	Agholor 17 Pass from Kessler, Heidari Kick
2	USC	6:39	Allen 2 Run, Heidari Kick
3	USC	12:01	Jackson 71 Pass from Kessler, Heidari Kick
3	NEB	9:41	Abdullah 20 Run, Brown Kick
3	USC	8:06	Allen 44 Run, Heidari Kick
3	NEB	2:28	FG 24 Brown
3	USC	2:03	Dixon 20 Pass from Kessler, Heidari Kick
3	NEB	0:24	Westerkamp 65 Pass from Armstrong, Brown Kick
4	NEB	6:52	Armstrong 15 Run, Bell pass from Armstrong

Offensive Most Valuable Player: Cody Kessler, USC,
Quarterback
(23 Completions, 321 yards, 3 TD)

Defensive Most Valuable Player: Leonard Williams, USC,
Defensive End
(9 tackles, 1 sack)



GAME 38 WISCONSIN 23 - USC 21



Southern California ended the season with two losses, to No. 5 Stanford in the Pac-12 Conference championship game and then to No. 23 Wisconsin in the Holiday Bowl on Wednesday night, 23-21.

Rafael Gaglianone kicked a 29-yard field goal with 2:27 left to lift the Badgers to victory.


Gaglianone's third field goal gave Wisconsin (10-3) its first win in seven tries against USC (8-6). The teams hadn't met since 1966, and two of USC's wins in the series were in the Rose Bowl, in 1953 and 1963.

Wisconsin was in control for much of the game. Corey Clement scored on a 6-yard run midway through the second quarter for a 10-0 lead. Joel Stave threw a 4-yard scoring pass to tight end Austin Traylor for a 20-7 lead midway through the third quarter.

USC, which beat Nebraska in last year's Holiday Bowl, had taken a 21-20 lead on Kessler's 7-yard touchdown pass to Darreus Rogers with 10:19 left.

The Trojans gained some momentum with Justin Davis' second TD run of the game, with 5:34 left in the third quarter. On USC's next possession, Cichy broke through to sack Kessler three straight times, for a total loss of 24 yards.

Wisconsin's Sojourn Shelton intercepted Cody Kessler with 1:44 left. Kessler was hit from behind by Jack Cichy. Kessler was 18 of 32 for 221 yards. Stave was 18 of 27 for 217 yards.



Wisconsin wide receiver Roger Wheelwright in the 2015 National Funding Holiday Bowl.



University of Southern California - Clay Helton
University of Wisconsin - Paul Chryst

December 30, 2015

Attendance - 48,329 Combined Payout - \$5.93 million

SCORE BY QUARTERS	1	2	3	4	FINAL
USC	00	7	7	7	21
WISCONSIN	00	13	7	3	23

QUARTER	TEAM	TIME	SCORING PLAY
2	WIS	13:30	FG 28 Gaglianone
2	WIS	8:56	Clement 6 Run, Gaglianone Kick
2	USC	5:17	Davis 1 Run, Wood Kick
2	WIS	0:26	FG 33 Gaglianone
3	WIS	7:49	Traylor 4 Pass from Stave, Gaglianone Kick
3	USC	5:34	Davis 4 Run, Wood Kick
4	USC	10:19	Rogers 7 Pass from Kessler, Wood Kick
4	WIS	2:27	FG 29 Gaglianone


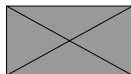
Offensive Most Valuable Player: Joel Stave, Wisconsin,
 Quarterback (19 Completions, 271 yards, 1 TD)

Defensive Most Valuable Player: Jack Cichy, Wisconsin,
 Linebacker (9 tackles, 6 solo, 3 sacks, 3 tackles for a loss of 23
 yards)



2016 NATIONAL FUNDING HOLIDAY BOWL

GAME 39 MINNESOTA 17 - WSU 12



The Minnesota Golden Gophers played amazing defense in shutting down quarterback Luke Falk and the Washington State Cougars to win the 2016 Holiday Bowl.

Shannon Brooks caught a tipped pass from Mitch Leidner for a 13-yard, go-ahead touchdown in the third quarter that led to their 17-12 win.

The Golden Gophers (9-4) were looking to regroup from their boycott which lasted less than 36 hours from kickoff.

The Gophers had to face Falk and Washington State's normally high-powered Air Raid offense without starting defensive backs KiAnte Hardin and Antoine Winfield Jr., and key backup Antonio Shenault, who were among the suspended players.

Their replacements were up-to-the-task.

WSU (8-5) ended their season a three-game losing streak and was held to its lowest point total of the season. The Cougars had scored more than 50 points four times this season, a school record.

The Golden Gophers frustrated Falk most of the game, holding him to 264 yards — 86 below his average — on 30-of-51 passing. Falk didn't crack 200 yards until the final minutes, when he led a drive capped by an 8-yard TD pass to Kyle Sweet. Falk came in having completed 71 percent of his passes in throwing for 4,204 yards and 37 touchdowns. The Cougars were ranked second in the nation in passing.

The Cougars crossed the 50 just twice, getting field goals of 26 and 41 yards by Erik Powell.



Minnesota running back Shannon Brooks in the 2016 National Funding Holiday Bowl.



University of Minnesota - Tracy Clayes Washington State University - Mike Leach

December 27, 2016

Attendance - 48,704 Combined Payout - \$5.93 million

SCORE BY QUARTERS	1	2	3	4	FINAL
MINNESOTA	00	3	7	7	17
WASHINGTON STATE	3	3	00	6	12

QUARTER	TEAM	TIME	SCORING PLAY
1	WSU	6:23	FG 26 Powell
2	MINN	7:26	FG 43 Carpenter
2	WSU	0:33	FG 41 Powell
3	MINN	3:23	Brooks 13 Pass from Leidner, Carpenter Kick
4	MINN	2:06	Smith 4 Run, Carpenter Kick
4	WSU	0:19	Sweet 8 Pass from Falk, Pass failed


Offensive Most Valuable Player: Rodney Smith, Minnesota,
Running Back (17 rushes, 74 yards, 1 TD)

Defensive Most Valuable Player: Blake Cashman, Minnesota,
Linebacker (12 tackles, 1 sack, 2 TFL)



2017 SAN DIEGO COUNTY CREDIT UNION HOLIDAY BOWL

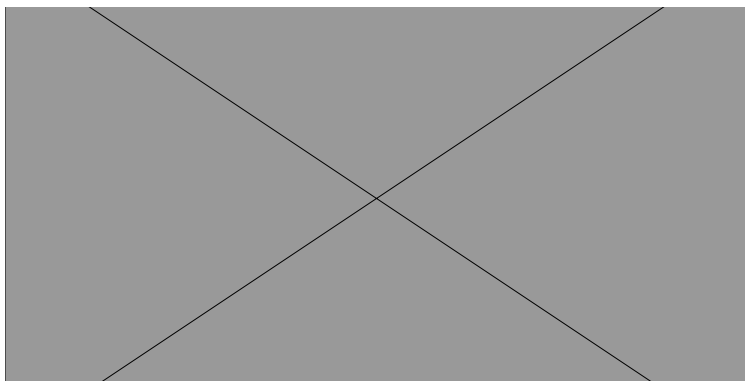
GAME 40 MICHIGAN STATE 41 - WSU 17



Both Washington State and Michigan State finished the 40th edition of the San Diego County Credit Union Holiday Bowl with their backup quarterbacks, but the Spartans had its starter at the start. Brian Lewerke lead his No. 16 Michigan State team to a 42-17 win over No. 18 Washington State. Lewerke was 13-21 for 213 yards and three touchdowns, until he left the game midway through the third quarter after a collision near the goal line.

Michigan State lead Washington State 28-3 at that point, and backup quarterback Damion Terry extended that to 35-3 after a 1-yard rushing touchdown. Washington State opened the scoring with a 45-yard field goal by Erik Powell midway through the first quarter – the Cougars only possession of the first half that lasted more than four plays. Backup quarterback Tyler Hilinski started for Washington State, and was helpless against the Spartans defense. Hilinski completed 80 percent of his passes, which averaged barely five yards each. Michigan State lead 21-3 at halftime.

The Spartans were well on their way to one of the five biggest blowouts in Holiday Bowl history until Hilinski threw a 14-yard touchdown late in the third, and a 15-yard touchdown midway through the fourth quarter to get the Cougars back in the game and draw 35-17. But a 28-yard touchdown run by Michigan State's LJ Scott dashed any Cougars comeback hopes, and a late interception added an exclamation point to the 42-17 Michigan State victory over Washington State.



Minnesota running back Shannon Brooks in the 2016 National Funding Holiday Bowl.



Washington State University - Mike Leach
Michigan State University - Mark Dantonio

December 28, 2017

Attendance - 47,092 Combined Payout - \$6.23 million

SCORE BY QUARTERS	1	2	3	4	FINAL
WASHINGTON STATE	3	0	7	7	17
MICHIGAN STATE	0	21	14	7	42

QUARTER	TEAM	TIME	SCORING PLAY
1	WSU	5:45	FG 45 Powell
2	MSU	7:34	White 15 Pass from Lewerke, Coghlin Kick
2	MSU	4:34	Davis 49 Pass from Lewerke, Coghlin Kick
2	MSU	3:23	Scott 3 Run, Coghlin Kick
3	MSU	10:28	White 10 Pass from Lewerke, Coghlin Kick
3	MSU	5:08	Terry 6 Run, Coghlin Kick
3	WSU	2:06	Martin 14 Pass from Hilinski, Powell Kick
4	WSU	8:26	Martin 15 Pass from Hilinski, Powell Kick
4	MSU	6:14	Scott 28 Run, Coghlin Kick

Offensive Most Valuable Player: Brian Lewerke, Michigan State, Quarterback (13 completions, 213 yards, 3 TD)

Defensive Most Valuable Player: Chris Frey, Michigan State, Linebacker (6 tackles)



2018 SAN DIEGO COUNTY CREDIT UNION HOLIDAY BOWL

GAME 41 NORTHWESTERN 31 - UTAH 20

The Northwestern Wildcats turned three turnovers in the third quarter into 21 points to stun the No. 20 Utes 31-20 and finish their season with 9-5 record.

The third quarter highlight was Jared McGee's

82-yard fumble return for a touchdown, the middle turnover in the quarter for Utah.

"Did I think we were going to be able to create that amount of turnovers?" coach Pat Fitzgerald said. "I love San Diego but man I love it when it rains on game day. That was sweet because I think it played a really big factor. It was raining a little bit harder coming out of halftime than it was before the half and I think that played a role in the game."

The Wildcats scored 28 points total in the third quarter to win their third straight bowl game under Fitzgerald.

Fitzgerald credited the seniors for winning 36 games in four seasons.

Senior quarterback Clayton Thorson who was the Offensive player of the game, became the all-time leading passer for Northwestern, going 21 of 30 for 241 yards for 10,731 career yards. He broke Brett Basanez's school record of 10,580. Thorson threw for two touchdowns and was intercepted once in making his 53rd straight start for the Wildcats, the most by a quarterback in Big Ten history. He is the program's all-time winningest quarterback at 36-17.

Utah finished the season 9-5. Coach Kyle Whittingham said the second half was a nightmare.

"I've been coaching a long time and I don't think I've ever been a part of third quarter like that," he said. "We had complete control of the game at halftime and we came out in second half and proceeded to turn the



Northwestern - Pat Fitzgerald Utah - Kyle Whittingham

December 31, 2018

Attendance - 47,007 Combined Payout - \$5.93 Million

SCORE BY QUARTERS	1	2	3	4	FINAL
NORTHWESTERN	0	3	28	0	31
UTAH	14	6	0	0	20

QUARTER	TEAM	TIME	SCORING PLAY
1	UTAH	5:48	Jaylen Dixon 27 Yd pass from Jason Shelley (Matt Gay Kick) 6 plays, 62 yards, 1:54
1	UTAH	1:40	Jake Jackson 4 Yd pass from Jason Shelley (Matt Gay Kick) 5 plays, 45 yards, 1:39
2	NU	8:42	Charlie Kuhbander 21 Yd Field Goal 8 plays, 62 yards, 3:02
2	UTAH	3:57	Matt Gay 32 Yd Field Goal 11 plays, 57 yards, 4:45
2	UTAH	0:05	Matt Gay 20 Yd Field Goal 10 plays, 33 yards, 2:24
3	NU	13:13	Riley Lees 4 Yd pass from Clayton Thorson (Charlie Kuhbander Kick) 2 plays, 56 yards, 0:36
3	NU	6:40	Jared McGee 82 Yd Fumble Return (Charlie Kuhbander Kick) 8 plays, 51 yards, 4:07
3	NU	4:39	Trey Klock 20 Yd pass from Clayton Thorson (Charlie Kuhbander Kick) 2 plays, 31 yards, 0:31
3	NU	1:40	Riley Lees 8 Yd Run (Charlie Kuhbander Kick) 6 plays, 67 yards, 2:34

Offensive Most Valuable Player: Clayton Thorson

Defensive Most Valuable Player: JR Pace



HALL OF FAME

INDUCTED 1993

Clay Brown, Tight End BYU, 1978-80
LaVell Edwards, Coach BYU, 1978-84, 1989-91, 1993
Phil McConkey, Wide Receiver Navy, 1978
Jim McMahon, Quarterback BYU, 1978, 1980-81

INDUCTED 1995

Bobby Bell, Defensive End Missouri, 1983
Hayden Fry, Coach University of Iowa, 1986-87, 1991
Tim Spencer, Running Back Ohio State, 1982
Steve Young, Quarterback BYU, 1982-83

INDUCTED 1997

Robbie Bosco, Quarterback BYU, 1984
Craig James, Running Back SMU, 1980

INDUCTED 1999

Barry Sanders, Running Back Oklahoma State, 1988

INDUCTED 2001

Ty Detmer, Quarterback BYU, 1989-91
John Reid, Executive Director 1980-2000
Bucky Richardson, Quarterback Texas A&M, 1990
Leon White, Linebacker BYU, 1982-84

INDUCTED 2003

Raymont Harris, Running Back Ohio State, 1993
Les Land, Executive Director 1978
Mike Gundy, Quarterback Oklahoma State, 1988

INDUCTED 2005

Brian Kavanagh, Quarterback Kansas State, 1995
Bart Oates, Center 1980-1982, BYU
Tony Roberts, Broadcaster 1979-2005

INDUCTED 2007

Darran Hall, Wide Receiver Colorado State, 1997
Bill Snyder, Coach Kansas State, 1995, 1999, 2002

INDUCTED 2009

Herb Klein, 1987, Bowl President and Director, 1981-2009
Sonny Lubick, Coach Colorado State, 1994-1995, 1997, 2005 (Poinsettia Bowl)
Kyle Whittingham, Linebacker BYU, 1978-1981

INDUCTED 2011

Major Applewhite, Quarterback Texas, 2001
Joey Harrington, Quarterback Oregon, 2000
G.E. "Vinnie" Vinson, Bowl President and Director, 1978-1995

INDUCTED 2013

Kyle Basler, Punter Washington State, 2003
Richard K. Circuit, 1994 Board President and Director, 1986-present
Reggie Campbell, Runningback Navy, 2005 (Poinsettia Bowl)

INDUCTED 2015

Mack Brown, Coach Texas, 2000, 2001, 2003, 2007, 2011
Bruce Binkowski, Bowl Executive 1978-2014



Arizona

1998 - Arizona 23, Nebraska 20
2009 - Nebraska 33, Arizona 0

Arizona State

1985 - Arkansas 18, Arizona State 17
2002 - KSU 34, Arizona State 27
2007 - Texas 52, Arizona State 34
2013 - Texas Tech 37, Arizona State 23

Arkansas

1985 - Arkansas 18, Arizona State 17

Baylor

2012 - Baylor 49, UCLA 26

BYU

1978 - Navy 23, BYU 16
1979 - Indiana 38, BYU 37
1980 - BYU 46, SMU 45
1981 - BYU 38, Washington State 36
1982 - Ohio State 47, BYU 17
1983 - BYU 21, Missouri 17
1984 - BYU 24, Michigan 17
1989 - Penn State 50, BYU 39
1990 - Texas A&M 65, BYU 14
1991 - Iowa 13, BYU 13
1993 - Ohio State 28, BYU 21

California

2004 - Texas Tech 45, California 31
2006 - California 45, Texas A&M 10
2011 - Texas 21, California 10

Colorado

1996 - Colorado 33, Washington 21

Colorado State

1994 - Michigan 24, CSU 14
1995 - KSU 54, CSU 21
1997 - CSU 35, Missouri 24

Hawaii

1992 - Hawaii 27, Illinois 17

Illinois

1992 - Hawaii 27, Illinois 17

Indiana

1979 - Indiana 38, BYU 37

Iowa

1986 - Iowa 39, SDSU 38
1987 - Iowa 20, Wyoming 19
1991 - Iowa 13, BYU 13

Kansas State

1995 - KSU 54, CSU 21
1999 - KSU 24, Washington 20
2002 - KSU 34, ASU 27

Michigan

1984 - BYU 24, Michigan 17
1994 - Michigan 24, CSU 14

Michigan State

2017 - MSU 41, WSU 17

Minnesota

2016 - Minnesota 17, WSU 12

Missouri

1983 - BYU 21, Missouri 17
1997 - CSU 35, Missouri 24

Navy

1978 - Navy 23, BYU 16

Nebraska

1998 - Arizona 23, Nebraska 20
2009 - Nebraska 33, Arizona 0
2010 - Washington 19, Nebraska 7
2014 - USC 42, Nebraska 42

Ohio State

1982 - Ohio State 47, BYU 17
1993 - Ohio State 28, BYU 21

Oklahoma

2005 - Oklahoma 17, Oregon 14

Oregon

2000 - Oregon 35, Texas 30
2005 - Oklahoma 17, Oregon 14
2008 - Oregon 42, OSU 31

Oklahoma State

1988 - OSU 62, Wyoming 14
2008 - Oregon 42, OSU 31

Penn State

1989 - Penn State 50, BYU 39

San Diego State

1986 - Iowa 39, SDSU 38

SMU

1980 - BYU 46, SMU 45

Texas

2000 - Oregon 35, Texas 30
2001 - Texas 47, Washington 43
2003 - WSU 28, Texas 20
2007 - Texas 52, Arizona State 34
2011 - Texas 21, California 10

Texas A&M

1990 - Texas A&M 65, BYU 14
2006 - Cal 45, Texas A&M 10

Texas Tech

2004 - Texas Tech 45, Cal 31
2013 - Texas Tech 37, Arizona State 23

UCLA

2012 - Baylor 49, UCLA 26

USC

2014 - USC 42, Nebraska 42
2015 - Wisconsin 23, USC 21

Washington

1996 - Colorado 33, Washington 21
1999 - KSU 24, Washington 20
2001 - Texas 47, Washington 43
2010 - Washington 19, Nebraska 7

Washington State

1981 - BYU 38, WSU 36
2003 - WSU 28, Texas 20
2016 - Minnesota 17, WSU 12
2017 - MSU 41, WSU 17

Wisconsin

2015 - Wisconsin 23, USC 21

Wyoming

1987 - Iowa 20, Wyoming 19
1988 - OSU 62, Wyoming 14



MVPS

- 1978 Offensive MVP: Phil McConkey, Navy
Defensive MVP: Tom Enlow, BYU
- 1979 Offensive MVP: Marc Wilson, BYU
Defensive MVP: Tim Wilbur, Indiana
- 1980 Co-Offensive MVP: Jim McMahon, BYU
Co-Offensive MVP: Craig James, SMU
- 1981 Offensive MVP: Jim McMahon, BYU
Defensive MVP: Kyle Whittingham, BYU
- 1982 Offensive MVP: Tim Spencer, Ohio State
Defensive MVP: Garcia Lane, Ohio State
- 1983 Offensive MVP: Steve Young, BYU
Defensive MVP: Bobby Bell, Missouri
- 1984 Offensive MVP: Robbie Bosco, BYU
Defensive MVP: Leon White, BYU
- 1985 Offensive MVP: Bobby Joe Edmonds,
Arkansas
Defensive MVP: Greg Battle, Arizona State
- 1986 Co-Offensive MVP: Todd Santos,
San Diego State
Co-Offensive MVP: Mark Vlasic, Iowa
Defensive MVP: Richard Brown,
San Diego State
- 1987 Defensive MVP: Anthony Wright, Iowa
- 1988 Offensive MVP: Barry Sanders,
Oklahoma State
Defensive MVP: Sim Drain III,
Oklahoma State
- 1989 Co-Offensive MVP: Ty Detmer, BYU
Co-Offensive MVP: Blair Thomas, Penn
State
- 1990 Offensive MVP: Bucky Richardson,
Texas A&M
Defensive MVP: William Thomas, Texas
A&M
- 1991 Offensive MVP: Ty Detmer, BYU
Co-Defensive MVP: Josh Arnold, BYU
Co-Defensive MVP: Carlos James, Iowa
- 1992 Offensive MVP: Michael Carter, Hawaii
Defensive MVP: Junior Tagoai, Hawaii
- 1993 Co-Offensive MVP: Raymont Harris,
Ohio State
Co-Offensive MVP: John Walsh, BYU
Defensive MVP: Lorenzo Styles, Ohio State
- 1994 Co-Offensive MVP: Todd Collins, Michigan
Co-Offensive MVP: Anthony Hill,
Colorado State
Defensive MVP: Matt Dyson, Michigan
- 1995 Offensive MVP: Brian Kavanagh, Kansas
State
Defensive MVP: Mario Smith, Kansas State
- 1996 Offensive MVP: Koy Detmer, Colorado
Defensive MVP: Nick Zeigler, Colorado
- 1997 Co-Offensive MVP: Moses Moreno,
Colorado State
Co-Offensive MVP: Darran Hall,
Colorado State
- 1998 Offensive MVP: Keith Smith, Arizona
- Defensive MVP: Mike Rucker, Nebraska
- 1999 Offensive MVP: Jonathan Beasley,
Kansas State
Defensive MVP: Darren Howard,
Kansas State
- 2000 Offensive MVP: Joey Harrington, Oregon
Defensive MVP: Rashad Bauman, Oregon
- 2001 Co-Offensive MVP: Major Applewhite, Texas
Co-Offensive MVP: Willie Hurst,
Washington
Defensive MVP: Derrick Johnson, Texas
- 2002 Offensive MVP: Eil Roberson, Kansas State
Defensive MVP: Terrell Suggs, Arizona State
- 2003 Offensive MVP: Sammy Moore,
Washington State
Defensive MVP: Kyle Basler,
Washington State
- 2004 Offensive MVP: Sonny Cumbie,
Texas Tech
Defensive MVP: Vincent Meeks, Texas Tech
- 2005 Offensive MVP: Rhett Bomar, Oklahoma
Co-Defensive MVP: Anthony Trucks,
Oregon
Co-Defensive MVP: C.J. Ah You, Oklahoma
- 2006 Co-Offensive MVP: Marshawn Lynch,
California
Co-Offensive MVP: Nate Longshore,
California
Defensive MVP: Desmond Bishop, California
- 2007 Offensive MVP: Colt McCoy, Texas
Defensive MVP: Brian Orakpo, Texas
- 2008 Offensive MVP: Jeremiah Masoli, Oregon
Defensive MVP: Jaiirus Byrd, Oregon
- 2009 Offensive MVP: Niles Paul, Nebraska
Defensive MVP: Matt O'Hanlon, Nebraska
- 2010 Offensive MVP: Chris Polk, Washington
Defensive MVP: Mason Foster, Washington
- 2011 Offensive MVP: David Ash, Texas
Defensive MVP: Keenan Robinson, Texas
- 2012 Offensive MVP: Lache Seastrunk, Baylor
Defensive MVP: Chris McAllister, Baylor
- 2013 Offensive MVP: Davis Webb, Texas Tech
Defensive MVP: Will Smith, Texas Tech
- 2014 Offensive MVP: Cody Kessler, USC
Defensive MVP: Leonard Williams, USC
- 2015 Offensive MVP: Joel Stave, Wisconsin
Defensive MVP: Jack Cichy, Wisconsin
- 2016 Offensive MVP: Rodney Smith, Minnesota
Defensive MVP: Blake Cashman, Minnesota
- 2017 Offensive MVP: Brian Lewerke, Michigan St.
Defensive MVP: Chris Frey, Michigan St.

INDIVIDUAL RECORDS



RUSHING

Most Rushes.....	39, Raymont Harris, Ohio St., 1993
	35, Blair Thomas, Penn St., 1989
	34, Chris Polk, Washington, 2010
Most Yards Rushing.....	235, Raymont Harris, Ohio St., 1993
	225, Craig James, SMU, 1980
	222, Barry Sanders, Oklahoma St., 1988
Highest Average Per Carry.....	10.1, Damon Washington, Colorado St., 1995
(min. 10 attempts).....	9.9, Jeremiah Johnson, Oregon, 2008
	9.8, Craig James, SMU, 1980
Most TDs Rushing.....	5, Barry Sanders, Oklahoma St., 1988
	3, Raymont Harris, Ohio St., 1993
	3, Jonathan Beasley, Kansas St., 1999
	3, Ell Roberson, Kansas St., 2002
	3, Jeremiah Masoli, Oregon, 2008
	3, Glasco Martin, Baylor, 2012
Longest Run from Scrimmage.....	76, Jeremiah Johnson, Oregon, 2008
	67, Barry Sanders, Oklahoma St., 1988
	61, Tim Spencer, Ohio St., 1982
Longest TD Run.....	76, Jeremiah Johnson, Oregon, 2008
	67, Barry Sanders, Oklahoma St., 1988
	61, Tim Spencer, Ohio St., 1982

PASSING

Most Attempts.....	60, Sonny Cumbie, Texas Tech, 2004
	59, Ty Detmer, BYU, 1989
	57, Andrew Walter, Arizona St., 2002
Most Completions.....	42, Ty Detmer, BYU, 1989
	39, Sonny Cumbie, Texas Tech, 2004
	39, Tyler Helinski, WSU 2017
	37, Major Applewhite, Texas, 2001
Highest Completion %.....	83.3 (20 of 24), Mike Gundy, Oklahoma St., 1988
(min. 20 attempts).....	79.2 (19 of 24) Nate Longshore, California, 2006
	78 (39 of 50) Tyler Hillinski, WSU, 2017
	76.5 (26 of 34), Jason Verduzco, Illinois, 1992
	75.0 (18 of 24), Brian Kavanagh, Kansas St., 1995
	75.0 (18 of 24), Moses Moreno, Colorado St., 1997
Most Yards Passing.....	576, Ty Detmer, BYU, 1989
	520, Sonny Cumbie, Texas Tech, 2004
	473, Major Applewhite, Texas, 2001
Most TD Passes Thrown.....	4, Jim McMahon, BYU, 1980
	4, Brian Kavanagh, Kansas St., 1995
	4, Major Applewhite, Texas, 2001
	4, Davis Webb, Texas Tech, 2013
Most Passes Intercepted.....	4, Chris Simms, Texas, 2000
	3, Marc Wilson, BYU, 1979
	3, Steve Young, BYU, 1983
	3, Robbie Bosco, BYU, 1984
	3, Todd Collins, Michigan, 1994
	3, Major Applewhite, Texas, 2001
Longest Pass.....	76, Koy Detmer, Colorado, 1996
	74, Zac Lee, Nebraska, 2009
	71, Cody Kessler, USC, 2014

RECEIVING

Most Pass Receptions.....	13, Dez Bryant, Oklahoma St., 2008
	11, David Mills, BYU, 1984
	11, Roy Williams, Texas, 2001
	10, Scott Phillips, BYU, 1980



INDIVIDUAL RECORDS

	10, Hart Lee Dykes, Oklahoma St., 1988
	10, Matt Bellini, BYU, 1989
	10, Shaun McDonald, Arizona St., 2002
	10, James Williams, WSU, 2017
Most Receiving Yards.....	168, Dez Bryant, Oklahoma St., 2008
	163, Hart Lee Dykes, Oklahoma St., 1988
	162, Rae Carruth, Colorado, 1996
Most TDs Receiving.....	3, Clay Brown, BYU, 1980
	2, John Wright Jr, Illinois, 1992
	2, Rae Carruth, Colorado, 1996
	2, Sammy Moore, Washington St., 2003
	2, Jarrett Hicks, Texas Tech, 2004
	2, Michael Jones, Arizona St., 2007
	2, Jakeem Grant, Texas Tech, 2013
	Tay Martin, WSU, 2017
	2, Cody White, Michigan State, 2017
Longest Reception.....	76, Rae Carruth, Colorado, 1996
	74, Niles Paul, Nebraska, 2009
	71, Adoree Jackson, USC, 2014
	65, Phil McConkey, Navy, 1978

SCORING

Most TDs Scored.....	5, Barry Sanders, Oklahoma St., 1988
	3, Clay Brown, BYU, 1980
	3, Craig James, SMU, 1980
	3, Bucky Richardson, Texas A&M, 1990
	3, Raymont Harris, Ohio St., 1993
	3, Jonathan Beasley, Kansas St., 1999
	3, Ell Roberson, Kansas St., 2002
	3, Jeremiah Masoli, Oregon, 2008
	3, Glasco Martin, Baylor, 2012

KICKING

Most PATs.....	9, Layne Talbot, Texas A&M, 1990
	8, Cary Blanchard, Oklahoma St., 1988
	7, Aaron Jones, Baylor, 2012
	6, (4 tied)
Most Field Goals Attempted.....	4, Zane Gonzalez, Arizona State, 2013
	4, Brent Johnson, BYU, 1979
	4, Kent Bostrom, Arizona St., 1985
	4, Greg Worker, Wyoming, 1987
	4, John Anderson, Washington, 2001
	4, Alex Henery, Nebraska, 2009
Most Field Goals Made.....	4, Alex Henery, Nebraska, 2009
	3, (9 tied)
Longest Field Goal.....	51, Ray Tarasi, Penn St., 1989
	50, Alex Henery, Nebraska, 2009
	48, Mark McDonald, Arizona, 1998

PUNTING

Most Punts.....	9, Keenyn Crier, Arizona, 2009
	9, Justin Tucker, Texas, 2011
	8, Marv Cook, Iowa, 1987
	8, Travis Brown, Kansas St., 2002
	8, Matt Dragich, Oregon, 2005
Most Punting Yards.....	374, Keenyn Crier, Arizona, 2009
	361, Matt Dragich, Oregon, 2005
	356, Justin Tucker, Texas, 2011
Longest Punt.....	64, Sam Foltz, Nebraska, 2014

INDIVIDUAL RECORDS



	64, Justin Tucker, Texas, 2011
	61, Vince Sebo, Missouri, 1997
	59, Bill LaFleur, Nebraska, 1998
Highest Average per Punt.....	50.5, Dan Labomme, Washington St., 1981
(min. 2 attempts).....	47.0, Wayne Ross, San Diego St., 1986
	46.0, Forry Wells, Illinois, 1992
	46.0, Alex Reyes, Texas Tech, 2004
Lowest Average per Punt.....	20.5, Alan Boardman, BYU, 1993
(min. 2 attempts).....	28.0, Kraig Baker, Michigan, 1994
	28.0, Justin Brantly, Texas A&M, 2006

PUNT RETURNS

Most Punt Returns.....	7, Justin Taplin, Arizona St., 2002
	6, Bill Gribble, Washington St., 1981
	5, Dave Francis, BYU, 1979
Most Punt Return Yards.....	87, Vai Sikahema, BYU, 1980
	85, Darran Hall, Colorado St., 1997
	68, Sammy Moore, Washington St., 2003
Highest Punt Return Average.....	43.5, Vai Sikahema, BYU, 1980
(min. 2 returns)	33.0, Tim Wilbur, Indiana, 1979
	17.0, Sammy Moore, Washington St., 2003
Longest Punt Return.....	85, Darran Hall, Colorado St., 1997
	83, Vai Sikahema, BYU, 1980
	62, Tim Wilbur, Indiana, 1979
Most TDs.....	1, Tim Wilbur, Indiana, 1979
	1, Vai Sikahema, BYU, 1980
	1, Darran Hall, Colorado St., 1997

KICKOFF RETURNS

Most Kickoff Returns.....	8, Rudy Burgess, Arizona St., 2007
	7, Homer Jones, BYU, 1979
Most Kickoff Return Yards.....	201, Walter Thurmond III, Oregon, 2008
	150, Rudy Burgess, Arizona St., 2007
	130, Adoree Jackson, USC, 2014
	130, Victor Ike, Texas, 2000
Highest Kickoff Return Average.....	43.3, Adoree Jackson, USC, 2014
(min. 3 returns)	43.3, Victor Ike, Texas, 2000
	37.6, Reginald Davis, Texas Tech, 2013
	33.5, Walter Thurmond III, Oregon, 2008
Longest Kickoff Return.....	98, Adoree Jackson, USC, 2014
	93, Victor Ike, Texas, 2000
	91, Walter Thurmond III, Oregon, 2008
	90, Reginald Davis, Texas Tech, 2013
Most TDs.....	1, (4 tied)

DEFENSE

Most Solo Tackles.....	17, Garland Rivers, Michigan, 1984
	13, Teddy Jo Faley, Iowa, 1991
	12, Mason Unck, Arizona St., 2002
Most Total Tackles.....	18, Garland Rivers, Michigan, 1984
	17, Bob Davis, BYU, 1989
	16, Kyle Whittingham, BYU, 1980
Most Quarterback Sacks.....	4, Bobby Bell, Missouri, 1983
	3, (4 tied)
Most Fumble Recoveries.....	3, Fred Whittingham, BYU, 1989
	2, Jim McMahon, BYU, 1981
	2, Kevin Brooks, Michigan, 1984
	2, Randall Cummins, Kansas St., 1999
	2, Will Derting, Washington St., 2003



INDIVIDUAL & TEAM RECORDS

Most Interceptions Made	2, Sherrod Rainge, Penn St., 1989 2, Mario Smith, Kansas St., 1995 2, Chris McAllister, Arizona, 1998 2, Brandon Foster, Texas, 2007
Most Interception Return Yards.....	48, Vincent Meeks, Texas Tech, 2004 42, Chris McAllister, Arizona, 1998 39, Jairus Byrd, Oregon, 2008

INDIVIDUAL RECORDS

TOTAL OFFENSE

Most Plays	94, Nebraska, 2014 89, Indiana, 1979 89, Texas, 2003 88, Oklahoma St., 2008
Most Plays, Both Teams	167, Texas vs. Washington, 2001 167, USC vs. Nebraska, 2014 163, Texas vs. Arizona St., 2007
Fewest Plays.....	51, Arizona, 2009 52, Iowa, 1991 56, Washington, 1999 56, California, 2006
Fewest Plays, Both Teams.....	114, Iowa vs. BYU, 1991 123, Hawaii vs. Illinois, 1992 123, California vs. Texas A&M, 2006 124, Arizona vs. Nebraska, 2009
Most Yards Gained	698, Oklahoma St., 1988 680, Texas A&M, 1990 651, BYU, 1989
Most Average Yards per Play	8.7, Oklahoma St., 1988 8.3, Texas A&M, 1990 7.9, BYU, 1989
Most Yards Gained, Both Teams	1,115 Penn St. vs. BYU, 1989 1,064, Texas Tech vs. California, 2004 1,040, USC vs. Nebraska, 2014 1,036, Texas vs. Washington, 2001
Fewest Yards Gained	109, Arizona, 2009 185, BYU, 1990 189, Nebraska, 2010 195, California, 2011 202, Michigan, 1984 204, Wyoming, 1988
Fewest Yards Gained, Both Teams.....	450, California vs. Texas, 2011 505, Arizona vs. Nebraska, 2009 545, Arizona vs. Nebraska, 1998 529, Nebraska vs. Washington, 2010 607, Navy vs. BYU, 1978 626, Kansas St. vs. Washington, 1999
Highest 3rd Down Efficiency	81.8 (9 of 11), Oklahoma St., 1988 66.6 (10 of 15) Michigan State, 2017 65.2 (15 of 23), Indiana, 1979 63.2 (12 of 19), Hawaii, 1992
Lowest 3rd Down Efficiency.....	5.8 (1-17), UCLA, 2012 13.3 (2 of 15), Nebraska, 1998 20.0 (3 of 15), Arizona, 2009 21.4 (3 of 14), USC, 2014 23.1 (3 of 13), Ohio St., 1993



TEAM RECORDS

RUSHING

Most Rushes.....	66, SMU, 1980
	66, Ohio St., 1982
	64, Missouri, 1983
	64, Texas A&M, 1990
Fewest Rushes	18, BYU, 1982
	20, Arizona, 2009
	21, Wyoming, 1987
	21, BYU, 1990
	8, Washington State, 2017
Most Rushing Yards.....	393, SMU, 1980
	341, Texas A&M, 1990
	330, Ohio St., 1993
Highest Rushing Average.....	7.7, Oregon, 2008
	7.5, California, 2006
	6.8, Missouri, 1997
Fewest Rushing Yards.....	-12, BYU, 1990
	-2, BYU, 1980
	7, California, 2011
	17, Arizona St., 2002
Lowest Rushing Average	-0.6, BYU, 1990
	-0.1, BYU, 1980
	0.2, California, 2011
	0.7, Arizona St., 2002
Most TDs rushing.....	6, Ohio St., 1982
	6, Oklahoma St., 1988
	6, Texas, 2007
	5, Washington St., 1981
	5, Texas A&M, 1990
	5, Oregon, 2008
	5, Baylor, 2012

PASSING

Most Attempts.....	60, Texas Tech, 2004
	59, BYU, 1989
	57, Arizona St., 2002
Fewest Attempts.....	11, SMU, 1980
	13, Ohio St., 1993
	13, Baylor, 2012
	14, Navy, 1978
Most Completions	42, BYU, 1989
	39, Texas Tech, 2004
	39, Washington State, 2017
	37, Texas, 2001
Fewest Completions	6, SMU, 1980
	6, Hawaii, 1992
	6, Ohio St., 1993
	6, Colorado St., 1995
	6, Washington, 2010
Highest Completion %	88.9 (16 of 18), Texas A&M, 1990
(min. 10 attempts).....	82.8 (24 of 29), Oklahoma St., 1988
	79.1 (19 of 24), California, 2006
	78% (39 of 50) Washington State, 2017
Lowest Completion %	20.0 (6 of 30), Colorado St., 1995
(min. 10 attempts).....	32.0 (8 of 25), Washington St., 1981
	32.3 (10 of 31), Arizona, 2009
Most Attempts, Both Teams.....	109, Texas vs. Washington, 2001
	102, Texas Tech vs. California, 2004



TEAM RECORDS

Fewest Attempts, Both Teams.....	40, Nebraska vs. Washington, 2010 41, Colorado St. vs. Missouri, 1997 45, Arkansas vs. Arizona St., 1985
Most Completions, Both Teams.....	64, Texas vs. Washington, 2001 63, Texas Tech vs. California, 2004 55, USC vs. Nebraska, 2014
Fewest Completions, Both Teams.....	16, Nebraska vs. Washington, 2010 23, Arizona vs. Nebraska, 2009 24, Navy vs. BYU, 1978 24, Arkansas vs. Arizona St., 1985 24, Arizona vs. Nebraska, 1998
Most Yards Gained.....	576, BYU, 1989 520, Texas Tech, 2004 473, Texas, 2001
Most Yards Gained, Both Teams.....	791, Penn St. vs. BYU, 1989 766, Texas Tech vs. California, 2004 766, Texas vs. Washington, 2001
Fewest Yards Gained.....	46, Arizona, 2009 53, SMU, 1980 61, Ohio St., 1993
Fewest Yards Gained, Both Teams.....	170, Nebraska vs. Washington, 2010 219, Arizona vs. Nebraska, 2009 274, Colorado St. vs. Missouri, 1997
Most TD Passes.....	4, BYU, 1980 4, Texas A&M, 1990 4, Kansas St., 1995 4, Texas, 2001 4, Texas Tech, 2013

SCORING

Most Points.....	65, Texas A&M, 1990 62, Oklahoma St., 1988 54, Kansas St., 1995
Most Points, Both Teams.....	91, BYU vs. SMU, 1980 90, Texas vs. Washington, 2001 89, Penn St. vs. BYU, 1989
Most Points, Quarter, 1 Team.....	28, Oklahoma St., 1988 27, BYU, 1980 27, Texas, 2001
Most Points, Quarter, Both Teams.....	38, USC vs. Nebraska, 2014 37, Texas vs. Washington, 2001 35, Oklahoma St. vs. Wyoming, 1988 35, Kansas State vs. Colorado State, 1995
Most Points, Half, 1 Team.....	45, Oklahoma St., 1988 38, Penn St., 1989 37, Texas A&M, 1990
Most Points, Half, Both Teams.....	64, Penn St. vs. BYU, 1989 53, Texas vs. Washington, 2001 52, Oklahoma St. vs. Wyoming, 1988
Most Points, Winning Team.....	65, Texas A&M, 1990 62, Oklahoma St., 1988 54, Kansas St., 1995
Most Points, Losing Team.....	45, SMU, 1980 43, Washington, 2001 42, Nebraska, 2014
Fewest Points.....	0, Arizona, 2009 7, Nebraska, 2010

TEAM RECORDS



	10, Texas A&M, 2006
	10, California, 2011
Fewest Points, Both Teams.....	26, Nebraska vs. Washington, 2010
	26, Iowa vs. BYU, 1991
	29, Minnesota vs. Washington St. 2016
	31, Oregon vs. Oklahoma, 2005
	31, Cal vs. Texas, 2011
Largest Margin of Victory	51, Texas A&M vs. BYU, 1990
	48, Oklahoma St. vs. Wyoming, 1988
	35, California vs. Texas A&M, 2006
Most TDs.....	9, Texas A&M, 1990
	8, Oklahoma St., 1988
	8, Kansas St., 1995
Most TDs, Both Teams	12, BYU vs. SMU, 1980
	11, (6 tied)
Fewest TDs.....	0, Arizona, 2009
	4 Tied with 1
Fewest TDs, Both Teams.....	29, Minnesota vs. Washington St. 2016
	3 Nebraska vs. Washington, 2010
	3 Arkansas vs. Arizona St., 1985
	3, Arizona vs. Nebraska, 2009

FIRST DOWNS

Most.....	35, BYU, 1989
	34, Oklahoma St., 1988
	32, BYU, 1984
Fewest.....	6, Arizona, 2009
	12, Nebraska, 1998
	13, Michigan, 1984
	13, Texas, 2011
Most Rushing	18, SMU, 1980
	18, Texas A&M, 1990
	17, Washington St., 1981
Fewest Rushing	Six tied with 2
Most Passing.....	27, BYU, 1989
	21, BYU, 1979
	21, BYU, 1980
Fewest Passing.....	2, Arizona, 2009
	3, Washington St., 1981
	3, Missouri, 1983
	3, Missouri, 1997

KICKING

Most PATs made.....	9, Texas A&M, 1990
	8, Oklahoma St., 1988
	7, Texas, 2007
	7, Baylor, 2012
Most Field Goals Attempted,	7, Texas vs. Washington, 2001
Both Teams.....	6 Arizona vs. Nebraska, 1998
	5, Arizona State v. Texas Tech, 2013
	5, Indiana vs. BYU, 1979
	5, Arkansas vs. Arizona St., 1985
	5, Iowa vs. Wyoming, 1987
	5, Penn St. vs. BYU, 1989
	5, Kansas St. vs. Washington, 1999
Most Field Goals Made,	5, Penn St. vs. BYU, 1989
Both Teams.....	5, Arizona vs. Nebraska, 1998



TEAM RECORDS

Fewest Field Goals Attempted.....0, (17 tied)
5, Texas vs. Washington, 2001

PUNTING

Most Punts.....9, USC, 2014
9, Arizona, 2009
9, Texas, 2011

Most Punts, Both Teams.....16, USC vs. Nebraska, 2014
16, California vs. Texas, 2011
15, Minnesota vs. Washington St., 2016
15, BYU vs. Washington St., 1981
15, Kansas St. vs. Arizona St., 2002
15, Oregon vs. Oklahoma, 2005

Most Yards Punting.....374, Arizona, 2009
361, Oregon, 2005
356, Texas, 2011

Fewest Punts0, Oklahoma St., 1988
1, BYU, 1984
1, BYU, 1989
1, Penn St., 1989
1, Texas A&M, 1990
1, Washington, 1999

Fewest Punts, Both Teams.....2, Penn St. vs. BYU, 1989
4, California vs Texas A&M, 2006
5, Texas A&M vs. BYU, 1990
5, Hawaii vs. Illinois, 1992

Highest Average47.0, San Diego St., 1986
46.0, Illinois, 1992
46.0, Texas Tech, 2004

Lowest Average.....20.5, BYU, 1993
28.0, Penn St., 1989
28.0, Michigan, 1994

PUNT RETURNS

Most Punt Returns7, Arizona St., 2002
6, Washington St., 1981
5, BYU, 1979
5, Wyoming, 1987
5, Kansas St., 2002

Fewest Punt Returns0, (11 Tied)

Most Punt Return Yards.....98, BYU, 1980
85, Colorado St., 1997
68, Washington St., 2003

Fewest Punt Return Yards.....-6, BYU, 1984
-4, Washington State, 2017
-1, Arizona, 2009
14 Tied with 0

Highest Punt Return Average.....32.7, BYU, 1980
(min. 3 attempts)17.0, Washington St., 2003
15.0, Washington, 2009

KICKOFF RETURNS

Most Kickoff Returns10, Wyoming, 1988
10, Texas A&M, 1990
9, BYU, 1989
9, BYU, 1990
9, Arizona St., 2007

Most Kickoff Return Yards211, USC, 2014



TEAM RECORDS

	205, Wyoming, 1988
	204, Texas A&M, 1990
	191, Nebraska, 2014
Highest Kickoff Return Average.....	35.8, Washington, 1996
(min. 2 Attempts)	33.5, Oregon, 2008
	31.0, Texas, 2000
Fewest Kickoff Returns.....	1, Nebraska, 2009
	1, Baylor, 2012
	2, Missouri, 1983
	2, Michigan, 1984
	2, Ohio St., 1993
	2, Michigan, 1994
	2, Michigan State, 2017
Fewest Kickoff Return Yards.....	17, Baylor, 2012
	19, Missouri, 1983
	19, Colorado, 1996
	23, Michigan, 1984
Lowest Kickoff Return Average.....	4.8, Colorado, 1996
	6.5, BYU, 1981
	8.0, BYU, 1984

DEFENSE

Most Sacks, 1 Team.....	7, SMU, 1980
	7, Oklahoma St., 1988
	7, Washington St., 2003
Most Sacks, Both Teams.....	9, BYU vs. SMU, 1980
	8, California vs. Texas, 2011
	8, Baylor vs. UCLA, 2012
	7, Oklahoma St. vs. Wyoming, 1988
	7, Iowa vs. BYU, 1991
	7, Michigan vs. Colorado St., 1994
	7, Kansas St. vs. Washington, 1999
	7, Washington St. vs. Texas, 2003
Most Interceptions, 1 Team.....	4, Oregon, 2000
	3, Indiana, 1979
	3, Missouri, 1983
	3, Michigan, 1984
	3, Colorado St., 1994
	3, Kansas St., 1995
	3, Washington, 2001
	3, Texas, 2007
Most Interceptions, Both Teams.....	5, BYU vs. Missouri, 1983
	5, Michigan vs. Colorado St., 1994
	5, Oregon vs. Texas, 2000
	5, Texas vs. Washington, 2001
Most Fumble Recoveries, 1 Team.....	3, Michigan, 1984
	3, Texas A&M, 1990
	3, Nebraska, 1998
	3, Washington St., 2003
Most Fumble Recoveries,.....	5, Arizona vs. Nebraska, 1998
Both Teams.....	4, BYU vs. Missouri, 1983
	4, Texas A&M vs. BYU, 1990

PENALTIES

Most Penalties.....	12, BYU, 1978
	12, Ohio St., 1982



TEAM RECORDS

	12, Kansas St., 1995
	12, Nebraska, 2010
	12, USC, 2014
Most Penalties, Both Teams.....	23, Kansas St. vs. Colorado St., 1995
	21, Ohio St. vs. BYU, 1982
	20, BYU vs. Michigan, 1984
	20, Penn St. vs. BYU, 1989
Most Yards Penalized.....	124, Kansas St., 1995
	112, Michigan, 1984
	111, Texas A&M, 1990
Most Yards Penalized, Both Teams.....	219, Kansas St. vs. Colorado St., 1995
	194, BYU vs. Michigan, 1984
	184, Ohio St. vs. BYU, 1982
Fewest Penalties	1, BYU, 1979
	1, Baylor, 2012
	2, Arizona St., 1985
	2, Arkansas, 1985
	2, Nebraska, 1998
	2, Texas, 2001
	2, Arizona, 2009
Fewest Penalties, Both Teams.....	4, Arkansas vs. Arizona St., 1985
	6, Hawaii vs. Illinois, 1992
	6, Baylor vs. UCLA, 2012
	7, Oklahoma St. vs. Wyoming, 1988
Fewest Yards Penalized.....	5, Baylor, 2012
	6, Nebraska, 1998
	9, Texas, 2001
	10, Arkansas, 1985
Fewest Yards Penalized,	31 Arkansas vs. Arizona St., 1985
Both Teams.....	51, Hawaii vs. Illinois, 1992
	53, Texas vs. Washington, 2001

COACHING RECORDS

Most Appearances.....	11, LaVell Edwards, BYU
	5, Mack Brown, Texas
	3, Bill Snyder, Kansas St.
	3, Hayden Fry, Iowa
	3, Rick Neuheisel, Colorado, Washington
	3, Sonny Lubick, Colorado St.
	3, Mike Bellotti, Oregon
	3, Jeff Tedford, Cal
Most Wins.....	4, LaVell Edwards, BYU
	3, Bill Snyder, Kansas St.
	3, Mack Brown, Texas
	2, Hayden Fry, Iowa
	2, Mike Bellotti, Oregon
	2, Steve Sarkisian, Washington, USC
Most Losses.....	6, LaVell Edwards, BYU
	2, Mack Brown, Texas
	2, Rick Neuheisel, Washington
	2, Sonny Lubick, Colorado St.
	2, Jeff Tedford, Cal
	2, Mike Leach, Washington State

GAME NUMBERS

Largest Attendance.....	65,416, Oregon vs. Oklahoma, 2005
	65,354, Arizona vs. Nebraska, 1998
	64,607, Nebraska vs. Arizona , 2009
	64,020, Arizona St., vs. Texas, 2007

TEAM RECORDS



	63,711, Texas Tech vs. California, 2004
Longest Game	4:17, Penn St. vs. BYU, 1989
	4:12, Arizona St., vs. Texas, 2007
	4:04, Texas vs. Washington, 2001
	3:58, Texas Tech vs. California, 2004
Shortest Game.....	2:50, Navy vs. BYU, 1978
	2:58, Arkansas vs. Arizona St., 1985
	3:00, BYU vs. Missouri, 1983
Most Total Time of Possession.....	39:19, Texas, 2003
	38:28, Texas A&M, 1990
	38:12, Nebraska, 2009

Why does **SDCCU**® sponsor a national bowl game?



To make a **BIG IMPACT!**

As of October 2019

Over the past 42 years, the San Diego County Credit Union Holiday Bowl has made a significant impact in San Diego. As the only credit union across the country to sponsor a bowl game, we are often asked why we do it. For us, the answer is simple. The game is a holiday tradition in San Diego, it gives back to a charitable cause, generates tourism and tax dollars, creates memorable experiences and makes a powerful impact on the local economy. SDCCU is proud to be the title sponsor of the game to help our hometown thrive during a time when the region's tourism industry is at its slowest.

Find out more at sdccu.com/holidaybowl

sdccu.com®
(877) 732-2848
Federally insured by NCUA



TABLE OF CONTENTS

Quick Facts • Communications Staff	2
Credential Information • Media Hotel	3
Team Hotels • Bowl Week Information	4
Media Day-by-Day Event Calendar	4-5
Game Day Information	6-7
SDCCU Stadium	8-9
Game-by-Game Summary	10-11
1978 Navy 23 - BYU 16	12-13
1979 Indiana 38 - BYU 37	14-15
1980 BYU 46 - SMU 45	16-17
1981 BYU 38 - Washington State 36	18-19
1982 Ohio State 47 - BYU 17	20-21
1983 BYU 21 - Missouri 17	22-23
1984 BYU 24 - Michigan 17	24-25
1985 Arkansas 18 - Arizona State 17	26-27
1986 Iowa 39 - San Diego State 38	28-29
1987 Iowa 20 - Wyoming 19	30-31
1988 Oklahoma State 62 - Wyoming 14	32-33
1989 Penn State 50 - BYU 39	34-35
1990 Texas A&M 65 - BYU 14	36-37
1991 Iowa 13 - BYU 13	38-39
1992 Hawaii 27 - Illinois 17	40-41
1993 Ohio State 28 - BYU 21	42-43
1994 Michigan 24 - Colorado State 14	44-45
1995 Kansas State 54 - Colorado State 21	46-47
1996 Colorado 33 - Washington 21	48-49
1997 Colorado State 35 - Missouri 24	50-51
1998 Arizona 23 - Nebraska 20	52-53
1999 Kansas State 24 - Washington 20	54-55
2000 Oregon 35 - Texas 30	56-57
2001 Texas 47 - Washington 43	58-59
2002 Kansas State 34 - Arizona State 27	60-61
2003 Washington State 28 - Texas 20	62-63
2004 Texas Tech 45 - California 31	64-65
2005 Oklahoma 17 - Oregon 14	66-67
2006 California 45 - Texas A&M 10	68-69
2007 Texas 52 - Arizona State 34	70-71
2008 Oregon 42 - Oklahoma State 31	72-73
2009 Nebraska 33 - Arizona 0	74-75
2010 Washington 19 - Nebraska 7	76-77
2011 Texas 21 - California 10	78-79
2012 Baylor 49 - UCLA 26	80-81
2013 Texas Tech 37 - Arizona State 23	82-83
2014 USC 45 - Nebraska 42	84-85
2015 Wisconsin 23 - USC 21	86-87
2016 Minnesota 17 - Washington State 12	88-89
2017 Michigan State 41 - Washington State 17	90-91
2018 Northwestern 31 - Utah 20	92
Hall of Fame	92
Team Appearances	93
Most Valuable Players	94
Records	95-105